B&C SPEAKERS

CATALOGUE 2015



{ THE SPEAKER FACTORY }

B&C Speaker SpA
Bagno a Ripoli (FI), Italia
+39 055 65721
mail@bcspeakers.com

B&C Speakers NA (USA & Canada)
Pompton Plains, NJ
+1 973 248 0955
info.usa@bcspeakers.com

B&C Speakers Brazil
Porto Alegre, RS
+55 51 3348 1632
info.br@bcspeakers.com

B&C

SPEAKERS

CATALOGUE

20
15

With over 60 years of industry experience, B&C Speakers has designed and built thousands of unique transducers. Each year, our sales and engineering teams work together to develop a comprehensive catalogue. While this catalogue reflects the large majority of our technologies, it is primarily designed to feature more recent additions to the product range. Please refer to our web site (www.bcspeakers.com) to get the latest product updates throughout the year. You will also find more detailed data for all standard models. Our web site is by far our most up-to-date and complete product information resource.

POWER HANDLING

B&C's specified Nominal Power Handling is measured according to the AES2-1984 standard. The transducer under test is driven for a two hour period with a pink noise signal having a crest factor of 2 (or 6 dB), and filtered to the working range of the transducer itself. For instance, a 50-500 Hz range is typical for woofer testing. Cone loudspeakers are tested in free air. Compression drivers are coupled to their recommended horn. Power is calculated using the RMS value of applied voltage – averaged over the test period – and the minimum value of electrical impedance within the working range of the loudspeaker. After the test, the transducer must be in working order, without permanent impact on its technical performance. Due to the transient character of most musical programs, whose crest factor is commonly above 8 - 10 dB, it is customary to specify a "Continuous Program Power Handling", double of the Nominal Power Handling, as a recommended amplifier power in order to fully exploit the thermal and mechanical capabilities of the transducer without any clipping in the amplifier stage. On the contrary, when the amplifier is pushed to its limits and shows frequent saturation, its power specification should be less than the rated Nominal Power Handling of the loudspeaker.

EXCURSION LIMITS

Evolution is a process that affects not only products, but also their technical specifications. Constant advances in research provide more and more precise methods to measure the performance of loudspeakers, and describe their features. Thiele-Small parameters have become the universal language for describing loudspeaker behavior in the small signal domain. Nevertheless, they comment little on the working limits of loudspeakers in the large signal domain. These limits are customarily indicated by Xmax, the maximum linear excursion. This value is typically measured according to the AES2-1984 standard, corresponding to a maximum of 10% total harmonic distortion (THD) with a sinusoidal signal (though most manufacturers, including B&C, now typically provide

B&C SPEAKERS

data for Linear Mathematical Xmax, not measured Xmax). Recent research shows that this method can yield ambiguous results, and even different numerical values for the same loudspeaker. The main limit of this measurement is that it looks at the output signal instead of the physical features of the driver itself. On the contrary, the most up-to-date instruments for distortion analysis can measure the variations in loudspeaker parameters when they are fed with high-level signals. In this way, an excursion limit can be fixed, beyond which the parameter's variation becomes excessive. The "Xvar" value reported in our data (generally after the traditional "Xmax" value) is measured this way. Beyond this excursion limit, the magnetic field (Bl) seen by the voice coil, or the total suspension compliance (Cms), or both, drops to less than 50% of their small signal value, producing high distortion levels, strong variations from small signal behavior. The new technique yields different results from the standard measurement based on THD. B&C Speakers believes that this added information gives a more accurate and reliable description of loudspeaker behavior in actual operating conditions.

QUALITY CONTROL

Every product from B&C Speakers is 100% quality tested before it is packaged and shipped. Each product is guaranteed and supported with a 3 year limited warranty. All components are electronically tested for rub and buzz issues. We also perform a set of measurements on every component to ensure that their frequency response and electrical impedance fall within established tolerance windows. Each cone loudspeaker is additionally tested using a low frequency, high-voltage acoustical sweep to check for vibrations or noises (rub and buzz).

DC OFFSET

A known issue of the dynamic loudspeaker is the instability of the average working position for frequencies above the resonance frequency. In this range, because of the phase relationship between force and position, the variations of force factor Bl vs position drive the moving assembly away from the Bl maximum. Intuitively, the loudspeaker tends to "slide" down the slopes of the Bl(x) curve. This is referred to as DC offset. Since the rest position is the optimal average working point, DC offset leads to several bad consequences: reduced excursion capabilities, increased mechanical stress, and increased distortion. These are due to the loudspeaker working in a region where nonlinearities are larger, and thermal dissipation and power handling are lower. Generally speaking, a large amount of DC offset leads to poor performance and shortened loudspeaker life. All B&C loudspeakers are designed with DC offset reduction in mind, especially our large excursion subwoofers. Our motors are designed to have a large plateau around the rest position, both through magnet assembly o ptimization and voice coil design. Reducing the slope of the Bl curve, especially in the central region, will reduce instability and therefore the amount of DC offset. A special winding technique has been adopted in the most critical cases. Our suspensions are also designed to counteract DC offset before it degrades performance.

DC component XDC

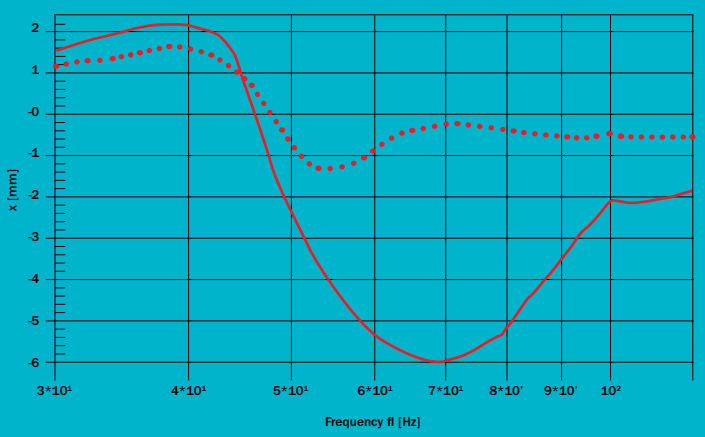

Force factor Bl (x)
(01:05:40)

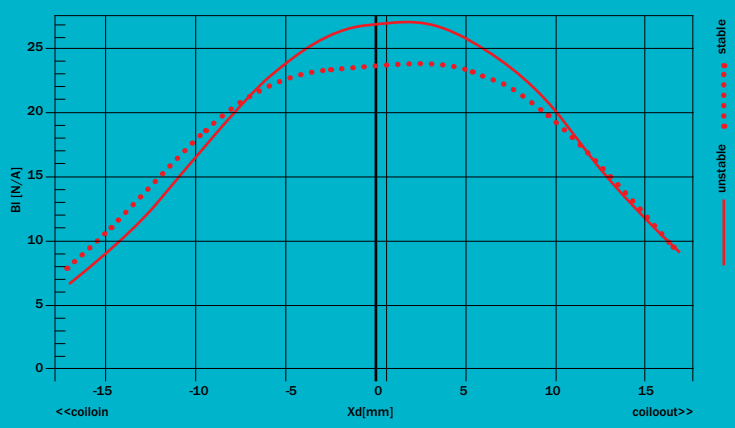

B&C Speakers is a major supplier to the pro audio market in midrange, woofer and subwoofer cone drivers. We have made a strong commitment to provide a well-balanced line of LF drivers that range from 5” to 21”.

In recent years we have made refinements in our cone geometry, magnet assemblies and speaker production lines to create a dynamic and powerful lineup of products. The models that are included in this catalog all have:

- increased sensitivity
- increased power handling capacity
- increased excursion capabilities
- lower distortion levels

Our engineers have optimized each design with Finite Element Analysis (FEA) software to ensure each speaker operates to its fullest potential time and time again.

From nightclubs, to stadiums, to concert halls around the world, our speakers are chosen based on their reliability, consistency and most of all for their outstanding sound quality.

B&C SPEAKERS®

FE LF DRIVERS



5FG44

FE WOOFER

200 W
continuous program power capacity

44 mm (1.7 in)
copper voice coil

92 dB
sensitivity

63 - 6000 Hz
response

SENSITIVITY

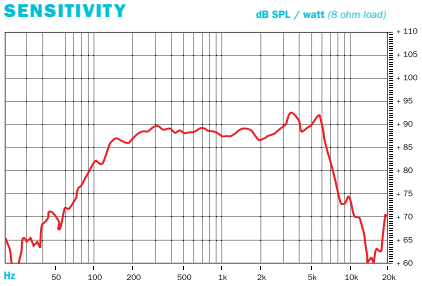

IMPEDANCE

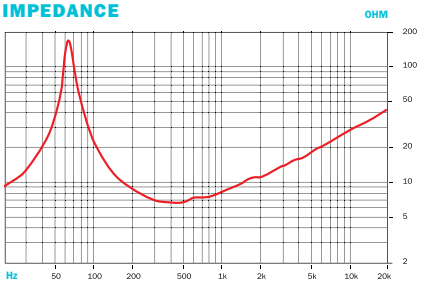

SPECIFICATIONS

Nominal Diameter	127 mm (5 in)
Nominal Impedance	8 Ω
Minimum Impedance	6.5 Ω
Power Handling	
(70 - 700 Hz)	
Nominal (AES)[1]	100 W
Continuous Program[2]	200 W
Sensitivity (1W/1m)[3]	92 dB
Frequency Range	63 - 6000 Hz
Voice Coil Diameter	44 mm (1.7 in)
Winding Material	Copper
Former Material	Kapton
Winding Depth	9 mm (0.35 in)
Magnetic Gap Depth	6 mm (0.25 in)
Flux Density	1.1 T
Magnet Material	Ferrite Ring

THIELE & SMALL PARAMETERS[4]

Fs	63 Hz
Re	5.8 Ω
Qes	0.3
Qms	10
Qts	0.27
Vas	6.3 dm³ (0.22 ft³)
Sd	95 cm² (14.7 in²)
η_0	0.55%
X max	± 3 mm
X var	± 5 mm
Mms	12.4 g
Bl	10 T·m
Le	0.8 mH
EBP	210 Hz

MOUNTING AND SHIPPING INFORMATION

Overall Diameter	135 mm (5.31 in)
Bolt Circle Diameter	142 mm (5.6 in)
Baffle Cutout Diameter	122 mm (4.8 in)
Depth	77 mm (3 in)
Flange and Gasket Thickness	9 mm (0.35 in)
Air volume occupied by driver	0.5 dm³ (0.02 ft³)
Net Weight	1.6 kg (3.52 lb)
Shipping Weight	1.85 kg (4.1 lb)
Shipping Box	214x214x105 mm (8.43x8.43x4.14 in)
Service kit	RCK005FG44-8

[1] 2 hour test made with continuous pink noise signal (6 dB crest factor) within the specified range Fs-10Fs. Power calculated on rated minimum impedance. Loudspeaker in free air.

[2] Power on Continuous Program is defined as 3 dB greater than the Nominal rating.

[3] Applied RMS Voltage is set to 2.83 V for 8 ohms Nominal Impedance. Average SPL from 200 to 4000 Hz.

[4] Thiele-Small parameters are measured after a high level 20 Hz sine wave preconditioning test.

B&C SPEAKERS®

FE LF DRIVERS

6MD38

FE MIDRANGE

240 W
continuous program power capacity

38 mm (1.5 in)
copper voice coil

96 dB
sensitivity

150 - 6000 Hz
response

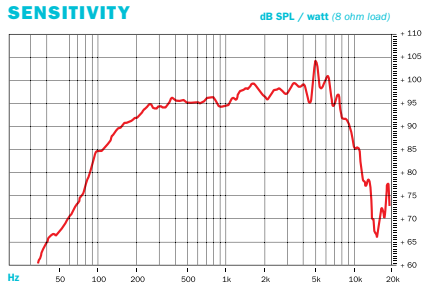

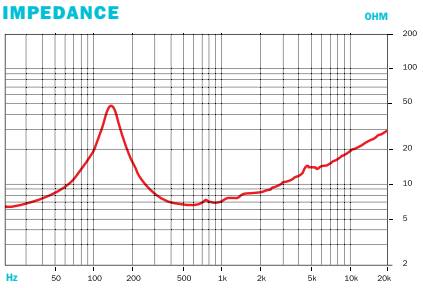

SPECIFICATIONS

Nominal Diameter	170 mm (6.5 in)
Nominal Impedance	8 Ω
Minimum Impedance	6.5 Ω
Power Handling (300 - 3000 Hz)	
Nominal (AES)[1]	120 W
Continuous Program[2]	240 W
Sensitivity (1W/1m)[3]	96 dB
Frequency Range	150 - 6000 Hz
Voice Coil Diameter	38 mm (1.5 in)
Winding Material	Aluminium
Former Material	Glass Fibre
Winding Depth	9 mm (0.35 in)
Magnetic Gap Depth	6 mm (0.25 in)
Flux Density	1.4 T
Magnet Material	Ferrite Ring

Also available in 16 Ω, data upon request

THIELE & SMALL PARAMETERS[4]

Fs	130 Hz
Re	5.7 Ω
Qes	0.49
Qms	3.7
Qts	0.44
Vas	3 dm^3 (0.1 ft^3)
Sd	132 cm^2 (20.5 in^2)
η_0	1.4%
X max	± 2 mm
X var	± 4.5 mm
Mms	12 g
Bl	10.5 T·m
Le	0.25 mH
EBP	265 Hz

MOUNTING AND SHIPPING INFORMATION

Overall Diameter	187 mm (7.4 in)
Bolt Circle Diameter	172 mm (6.7 in)
Baffle Cutout Diameter	145 mm (5.7 in)
Depth	82 mm (3.2 in)
Flange and Gasket Thickness	9 mm (0.35 in)
Air volume occupied by driver	0.8 dm^3 (0.3 ft^3)
Net Weight	2.2 kg (4.8 lb)
Shipping Weight	2.45 kg (5.4 lb)
Shipping Box	214x214x105 mm (8.43x8.43x4.14 in)
Service kit	RCK006MD38-8

[1] 2 hours test made with continuous pink noise signal (6 dB crest factor) within the specified range Fs-10Fs. Power calculated on rated minimum impedance. Loudspeaker in free air.

[2] Power on Continuous Program is defined as 3 dB greater than the Nominal rating.

[3] Applied RMS Voltage is set to 2.83 V for 8 ohms Nominal Impedance. Average SPL from 500 to 6000 Hz.

[4] Thiele-Small parameters are measured after a high level 20 Hz sine wave preconditioning test.

B&C SPEAKERS®

FE LF DRIVERS

6PS38

FE WOOFER

300 W
continuous program power capacity

38 mm (1.5 in)
aluminium voice coil

94 dB
sensitivity

70 - 5000 Hz
response

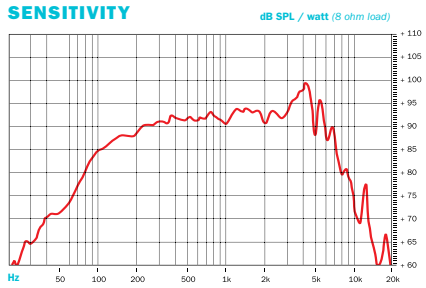

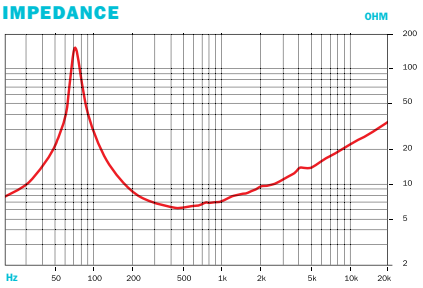

SPECIFICATIONS

Nominal Diameter	170 mm (6.5 in)
Nominal Impedance	8 Ω
Minimum Impedance	6.6 Ω
Power Handling (75 - 750 Hz)	
Nominal (AES)[1]	150 W
Continuous Program[2]	300 W
Sensitivity (1W/1m)[3]	94 dB
Frequency Range	70 - 5000 Hz
Voice Coil Diameter	38 mm (1.5 in)
Winding Material	Aluminium
Former Material	Glass Fibre
Winding Depth	12 mm (0.49 in)
Magnetic Gap Depth	6 mm (0.24 in)
Flux Density	1.4 T
Magnet Material	Ferrite Ring

Also available in 4 and 16 Ω, data upon request

THIELE & SMALL PARAMETERS[4]

Fs	75 Hz
Re	5.4 Ω
Qes	0.31
Qms	11.7
Qts	0.3
Vas	8 dm³ (0.28 ft³)
Sd	132 cm² (20.46 in²)
η_o	1%
X max	± 6 mm
X var	± 7.5 mm
Mms	14 g
Bl	10.8 T·m
Le	0.6 mH
EBP	241 Hz

MOUNTING AND SHIPPING INFORMATION

Overall Diameter	187 mm (7.36 in)
Bolt Circle Diameter	172 mm (6.77 in)
Baffle Cutout Diameter	145.0 mm (5.71 in)
Depth	82 mm (3.23 in)
Flange and Gasket Thickness	9 mm (0.35 in)
Air volume occupied by driver	0.8 dm³ (0.03 ft³)
Net Weight	2.2 kg (4.85 lb)
Shipping Weight	2.45 kg (5.4 lb)
Shipping Box	214x214x105 mm (8.43x8.43x4.14 in)
Service kit	RCK06PS388

[1] 2 hours test made with continuous pink noise signal (6 dB crest factor) within the range Fs-10Fs. Power calculated on rated minimum impedance. Loudspeaker in free air.

[2] Power on Continuous Program is defined as 3 dB greater than the Nominal rating.

[2] Applied RMS Voltage is set to 2.83 V for 8 ohms Nominal Impedance.

[4] Thiele-Small parameters are measured after a high level 20 Hz sine wave preconditioning test.

B&C SPEAKERS®

FE LF DRIVERS

6PS44

FE WOOFER

400 W
continuous program power capacity

44 mm (1.7 in)
aluminium voice coil

93 dB
sensitivity

70 - 5000 Hz
response

SENSITIVITY

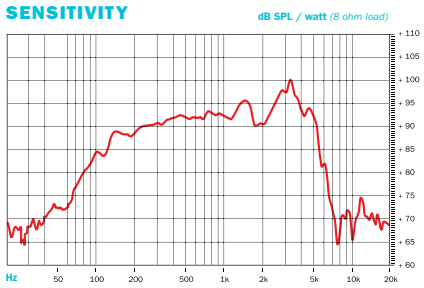

IMPEDANCE

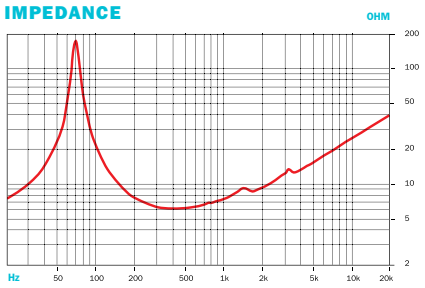

SPECIFICATIONS

Nominal Diameter	170 mm (6.5 in)
Nominal Impedance	8 Ω
Minimum Impedance	6.0 Ω
Power Handling (300 - 3000 Hz)	
Nominal (AES)[1]	200 W
Continuous Program[2]	400 W
Sensitivity (1W/1m)[3]	93 dB
Frequency Range	70 - 5000 Hz
Voice Coil Diameter	44 mm (1.7 in)
Winding Material	Copper
Former Material	Glass Fibre
Winding Depth	12 mm (0.49 in)
Magnetic Gap Depth	6 mm (0.24 in)
Flux Density	1.4 T
Magnet Material	Ferrite Ring

Also available in 16 Ω, data upon request

THIELE & SMALL PARAMETERS[4]

Fs	71 Hz
Re	5.3 Ω
Qes	0.34
Qms	12.5
Qts	0.33
Vas	7 dm³ (0.25 ft³)
Sd	132 cm² (20.46 in²)
η_0	0.7%
X max	± 4.5 mm
X var	± 6.0 mm
Mms	18 g
Bl	11 T·m
Le	0.7 mH
EBP	208 Hz

MOUNTING AND SHIPPING INFORMATION

Overall Diameter	187 mm (7.36 in)
Bolt Circle Diameter	172 mm (6.77 in)
Baffle Cutout Diameter	145.0 mm (5.71 in)
Depth	90 mm (3.54 in)
Flange and Gasket Thickness	11 mm (0.43 in)
Air volume occupied by driver	0.9 dm³ (0.03 ft³)
Net Weight	2.5 kg (5.51 lb)
Shipping Weight	2.75 kg (6.06 lb)
Shipping Box	214x214x105 mm (8.43x8.43x4.14 in)
Service kit	RCK06PS44-8

[1] 2 hours test made with continuous pink noise signal (6 dB crest factor) within the range Fs-10Fs. Power calculated on rated minimum impedance.

[2] Power on Continuous Program is defined as 3 dB greater than the Nominal rating.

[3] Applied RMS Voltage is set to 2.83 V for 8 ohms Nominal Impedance. Loudspeaker in free air.

[4] Thiele-Small parameters are measured after a high level 20 Hz sine wave preconditioning test.

B&C SPEAKERS®

FE LF DRIVERS

8FW51

FE WOOFER

400 W
continuous program power capacity

51 mm (2 in)
copper voice coil

Shorting copper cap for extended HF response

Ventilated voice coil gap for reduced power compression

97 dB
sensitivity

70 - 5000 Hz
response

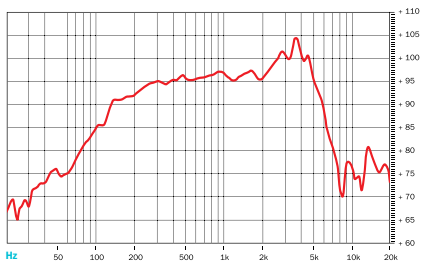

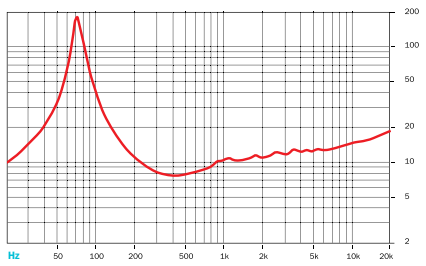

SPECIFICATIONS

Nominal Diameter	200 mm (8 in)
Nominal Impedance	8 Ω
Minimum Impedance	7.4 Ω
Power Handling (70 - 700 Hz)	
Nominal (AES)[1]	200 W
Continuous Program[2]	400 W
Sensitivity (1W/1m)[3]	97 dB
Frequency Range	70 - 5000 Hz
Voice Coil Diameter	51 mm (2 in)
Winding Material	Copper
Former Material	Kapton
Winding Depth	16.5 mm (0.65 in)
Magnetic Gap Depth	10 mm (0.4 in)
Flux Density	1.35 T
Magnet Material	Ferrite Ring

Also available in 4 Ω and 16 Ω, data upon request

THIELE & SMALL PARAMETERS[4]

Fs	74 Hz
Re	5.2 Ω
Qes	0.21
Qms	9.3
Qts	0.21
Vas	12 dm³ (0.42 ft³)
Sd	220 cm² (34.1 in²)
η_0	2.1 %
X max	± 6 mm
X var	± 5 mm
Mms	27 g
Bl	17.7 T·m
Le	0.56 mH
EPB	352 Hz

MOUNTING AND SHIPPING INFORMATION

Overall Diameter	225 mm (8.8 in)
Bolt Circle Diameter	210 mm (8.3 in)
Baffle Cutout Diameter	187 mm (7.4 in)
Depth	102 mm (4 in)
Flange and Gasket Thickness	11 mm (0.4 in)
Air volume occupied by driver	1.5 dm³ (0.05 ft³)
Net Weight	5.3 kg (11.6 lb)
Shipping Weight	5.6 kg (12.3 lb)
Shipping Box	259x259x130 mm (10.2x10.2x5.12 in)
Service kit	RCK008FW51-8

[1] 2 hours test made with continuous pink noise signal (6 dB crest factor) within the specified range Fs-10Fs. Power calculated on rated minimum impedance. Loudspeaker in free air.

[2] Power on Continuous Program is defined as 3 dB greater than the Nominal rating.

[3] Applied RMS Voltage is set to 2.83 V for 8 ohms Nominal Impedance. Average SPL from 200 to 4000 Hz.

[4] Thiele-Small parameters are measured after a high level 20 Hz sine wave preconditioning test.

B&C SPEAKERS®

FE LF DRIVERS

8FG64

FE WOOFER

600 W
continuous program power capacity

64 mm (2.5 in)
copper voice coil

Aluminium demodulating ring allows a very low distortion

92 dB
sensitivity

50 - 3000 Hz
response

SENSITIVITY

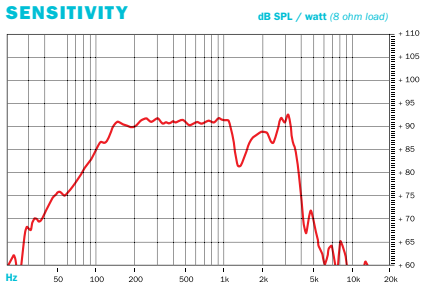

IMPEDANCE

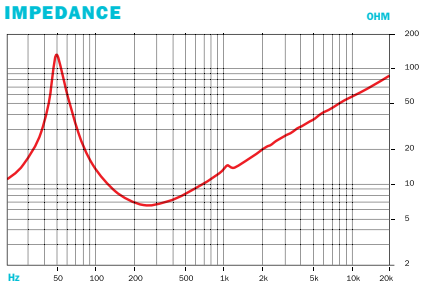

SPECIFICATIONS

Nominal Diameter	200 mm (8 in)
Nominal Impedance	8 Ω
Minimum Impedance	6.7 Ω
Power Handling (50 - 500 Hz)	
Nominal (AES)[1]	300 W
Continuous Program[2]	600 W
Sensitivity (1W/1m)[3]	92 dB
Frequency Range	50 - 3000 Hz
Voice Coil Diameter	64 mm (2.52 in)
Winding Material	Copper
Former Material	Glass Fibre
Winding Depth	19 mm (0.75 in)
Magnetic Gap Depth	10 mm (0.39 in)
Flux Density	0.9 T
Magnet Material	Ferrite Ring

Also available in 16 Ω, data upon request

THIELE & SMALL PARAMETERS[4]

Fs	51 Hz
Re	5.8 Ω
Qes	0.32
Qms	10.1
Qts	0.31
Vas	15 dm³ (0.53 ft³)
Sd	220 cm² (34.1 in²)
η_0	0.7%
X max	± 7 mm
X var	± 8 mm
Mms	41 g
Bl	15.8 T·m
Le	1.7 mH
EBP	159 Hz

MOUNTING AND SHIPPING INFORMATION

Overall Diameter	225 mm (8.86 in)
Bolt Circle Diameter	210 mm (8.3 in)
Baffle Cutout Diameter	187 mm (7.4 in)
Depth	110 mm (4.33 in)
Flange and Gasket Thickness	9 mm (0.37 in)
Air volume occupied by driver	1.5 dm³ (0.05 ft³)
Net Weight	4.5 kg (9.92 lb)
Shipping Weight	4.9 kg (10.8 lb)
Shipping Box	259x259x130 mm (10.2x10.2x5.12 in)
Service kit	RCK008FG64-8

[1] 2 hours test made with continuous pink noise signal (6 dB crest factor) within the range Fs-10Fs. Power calculated on rated minimum impedance. Loudspeaker in free air.

[2] Power on Continuous Program is defined as 3 dB greater than the Nominal rating.

[3] Applied RMS Voltage is set to 2.83 V for 8 ohms Nominal Impedance.

[4] Thiele-Small parameters are measured after a high level 20 Hz sine wave preconditioning test.

B&C SPEAKERS®

FE LF DRIVERS

10MD26

FE MID-BASS

700 W
continuous program power capacity

76 mm (3 in)
aluminium voice coil

100 dB
sensitivity

80 - 4000 Hz
response

SENSITIVITY

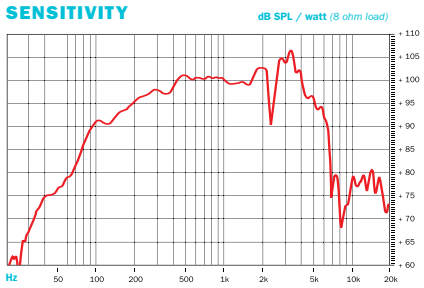

IMPEDANCE

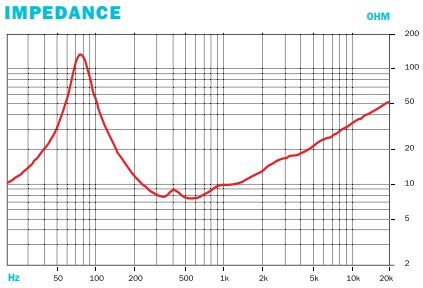

SPECIFICATIONS

Nominal Diameter	250 mm (10 in)
Nominal Impedance	8 Ω
Minimum Impedance	7.2 Ω
Power Handling (80 - 800 Hz)	
Nominal (AES)[1]	350 W
Continuous Program[2]	700 W
Sensitivity (1W/1m)[3]	100 dB
Frequency Range	80 - 4000 Hz
Voice Coil Diameter	76 mm (3 in)
Winding Material	Aluminium
Former Material	Glass Fibre
Winding Depth	11 mm (0.43 in)
Magnetic Gap Depth	8 mm (0.31 in)
Flux Density	1.45 T
Magnet Material	Ferrite Ring

Also available in 16 Ω, data upon request

THIELE & SMALL PARAMETERS[4]

Fs	76 Hz
Re	5.8 Ω
Qes	0.22
Qms	4.8
Qts	0.21
Vas	20 dm³ (0.71 ft³)
Sd	320 cm² (49.1 in²)
η_0	3.9 %
X max	± 1.5 mm
X var	± 4.5 mm
Mms	31 g
Bl	19.6 T·m
Le	1.2 mH
EPB	345 Hz

MOUNTING AND SHIPPING INFORMATION

Overall Diameter	262 mm (10.3 in)
Bolt Circle Diameter	245 mm (9.6 in)
Baffle Cutout Diameter	230 mm (8.8 in)
Depth	124 mm (4.9 in)
Flange and Gasket Thickness	14 mm (0.55 in)
Air volume occupied by driver	2.6 dm³ (0.09 ft³)
Net Weight	7.3 kg (16.1 lb)
Shipping Weight	7.9 kg (17.4 lb)
Shipping Box	294x314x165 mm (11.58x11.58x6.5 in)
Service kit	RCK010MD26-8

[1] 2 hour test made with continuous pink noise signal (6 dB crest factor) within the specified range Fs-10Fs. Power calculated on rated minimum impedance. Loudspeaker in free air.

[2] Power on Continuous Program is defined as 3 dB greater than the Nominal rating.

[3] Applied RMS Voltage is set to 2.83 V for 8 ohms Nominal Impedance. Average SPL from 200 to 4000 Hz.

[4] Thiele-Small parameters are measured after a high level 20 Hz sine wave preconditioning test.

B&C SPEAKERS®

FE LF DRIVERS

10FW64

FE WOOFER

500 W
continuous program power capacity

64 mm (2.5 in)
aluminium voice coil

98 dB
sensitivity

65 - 3000 Hz
response

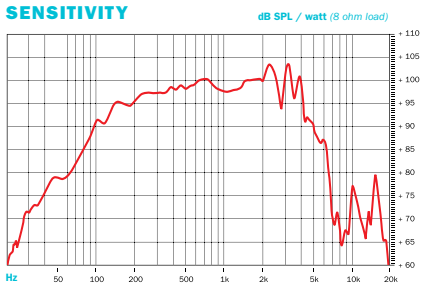

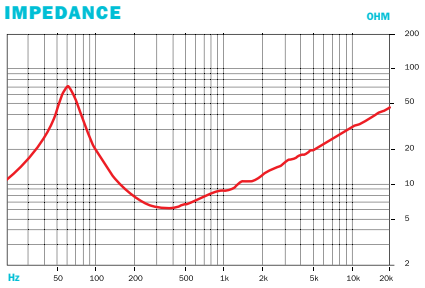

SPECIFICATIONS

Nominal Diameter	250 mm (10 in)
Nominal Impedance	8 Ω
Minimum Impedance	6.4 Ω
Power Handling (65 - 650 Hz)	
Nominal (AES)[1]	250 W
Continuous Program[2]	500 W
Sensitivity (1W/1m)[3]	98 dB
Frequency Range	65 - 3000 Hz
Voice Coil Diameter	64 mm (2.5 in)
Winding Material	Aluminium
Former Material	Glass Fibre
Winding Depth	14 mm (0.55 in)
Magnetic Gap Depth	8 mm (0.31 in)
Flux Density	1.25 T
Magnet Material	Ferrite Ring

THIELE & SMALL PARAMETERS[4]

Fs	63 Hz
Re	5 Ω
Qes	0.25
Qms	3.4
Qts	0.23
Vas	27 dm³ (0.95 ft³)
Sd	320 cm² (50 in²)
η_0	2.6 %
X max	± 5 mm
X var	± 5.5 mm
Mms	34 g
Bl	16.4 T·m
Le	0.9 mH
EBP	252 Hz

MOUNTING AND SHIPPING INFORMATION

Overall Diameter	261 mm (10.3 in)
Bolt Circle Diameter	245 mm (9.6 in)
Baffle Cutout Diameter	230 mm (8.8 in)
Depth	116 mm (4.6 in)
Flange and Gasket Thickness	13 mm (0.5 in)
Air volume occupied by driver	2.5 dm³ (0.09 ft³)
Net Weight	5.9 kg (13 lb)
Shipping Weight	6.5 kg (14.3 lb)
Shipping Box	294x314x165 mm (11.58x11.58x6.5 in)
Service kit	RCK010FW64-8

[1] 2 hours test made with continuous pink noise signal (6 dB crest factor) within the specified range Fs-10Fs. Power calculated on rated minimum impedance. Loudspeaker in free air.

[2] Power on Continuous Program is defined as 3 dB greater than the Nominal rating.

[3] Applied RMS Voltage is set to 2.83 V for 8 ohms Nominal Impedance. Average SPL from 200 to 2000 Hz.

[4] Thiele-Small parameters are measured after a high level 20 Hz sine wave preconditioning test.

B&C SPEAKERS®

FE LF DRIVERS

12MH32

FE MID-BASS

800 W
continuous program power capacity

76 mm (3 in)
copper voice coil

Aluminium demodulating ring allows a very low distortion

101 dB
sensitivity

50 - 3000 Hz
response

SENSITIVITY

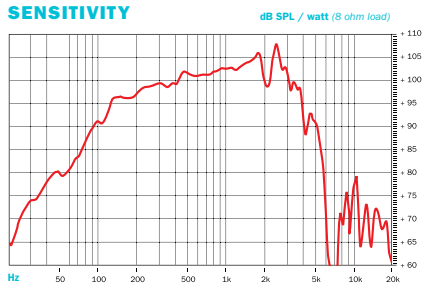

IMPEDANCE

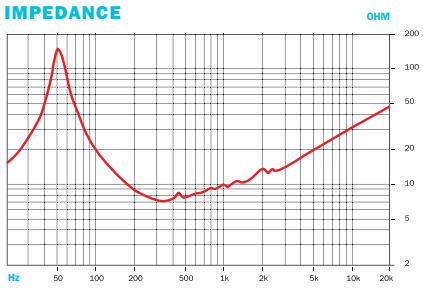

SPECIFICATIONS

Nominal Diameter	320 mm (12 in)
Nominal Impedance	8 Ω
Minimum Impedance	6.5 Ω
Power Handling (50 - 500 Hz)	
Nominal (AES)[1]	400 W
Continuous Program[2]	800 W
Sensitivity (1W/1m)[3]	101 dB
Frequency Range	50 - 3000 Hz
Voice Coil Diameter	76 mm (3 in)
Winding Material	Copper
Former Material	Glass Fibre
Winding Depth	14 mm (0.55 in)
Magnetic Gap Depth	8 mm (0.31 in)
Flux Density	1.4 T
Magnet Material	Ferrite Ring

Also available in 16 Ω, data upon request

THIELE & SMALL PARAMETERS[4]

Fs	53 Hz
Re	5.2 Ω
Qes	0.2
Qms	7.2
Qts	0.19
Vas	63 dm³ (2.2 ft³)
Sd	522 cm² (80.9 in²)
η_0	4.8 %
X max	± 5 mm
X var	± 7 mm
Mms	54 g
Bl	22.3 T·m
Le	0.83 mH
EBP	265 Hz

MOUNTING AND SHIPPING INFORMATION

Overall Diameter	316 mm (12.4 in)
Bolt Circle Diameter	296 mm (11.6 in)
Baffle Cutout Diameter	282 mm (11.1 in)
Depth	134 mm (5.3 in)
Flange and Gasket Thickness	16 mm (0.6 in)
Air volume occupied by driver	3.3 dm³ (0.12 ft³)
Net Weight	7.6 kg (16.7 lb)
Shipping Weight	8.4 kg (18.5 lb)
Shipping Box	364x364x180 mm (14.34x14.34x7.09 in)
Service kit	RCK012MH32-8

[1] 2 hours test made with continuous pink noise signal (6 dB crest factor) within the specified range. Power calculated on rated minimum impedance. Loudspeaker in free air.

[2] Power on Continuous Program is defined as 3 dB greater than the Nominal rating.

[3] Applied RMS Voltage is set to 2.83 V for 8 ohms Nominal Impedance. Average SPL from 200 to 2000 Hz.

[4] Thiele-Small parameters are measured after a high level 20 Hz sine wave preconditioning test.

B&C SPEAKERS®

FE LF DRIVERS

12FW64

FE WOOFER

500 W
continuous program power capacity

64 mm (2.5 in)
aluminium voice coil

98 dB
sensitivity

50 - 3000 Hz
response

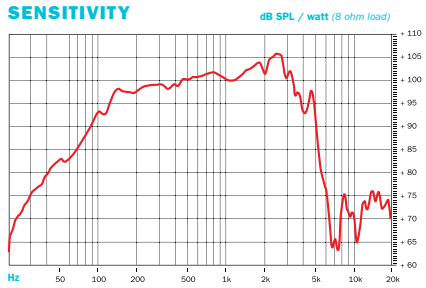

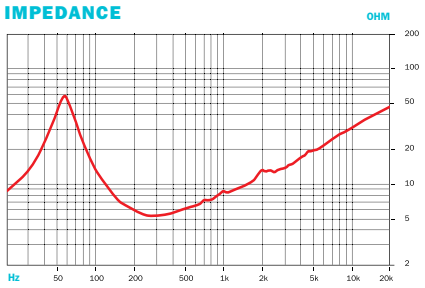

SPECIFICATIONS

Nominal Diameter	320 mm (12 in)
Nominal Impedance	8 Ω
Minimum Impedance	6.7 Ω
Power Handling (55 - 550 Hz)	
Nominal (AES)[1]	250 W
Continuous Program[2]	500 W
Sensitivity (1W/1m)[3]	98 dB
Frequency Range	50 - 3000 Hz
Voice Coil Diameter	64 mm (2.5 in)
Winding Material	Aluminium
Former Material	Glass Fibre
Winding Depth	14 mm (0.55 in)
Magnetic Gap Depth	8 mm (0.31 in)
Flux Density	1.3 T
Magnet Material	Ferrite Ring

Also available in 4 Ω, data upon request

THIELE & SMALL PARAMETERS[4]

Fs	55 Hz
Re	5.2 Ω
Qes	0.32
Qms	3.5
Qts	0.29
Vas	64 dm³ (2.26 ft³)
Sd	522 cm² (80.9 in²)
η_0	3.6 %
X max	± 5 mm
X var	± 5 mm
Mms	46.5 g
Bl	15.5 T·m
Le	1 mH
EBP	171 Hz

MOUNTING AND SHIPPING INFORMATION

Overall Diameter	315 mm (12.4 in)
Bolt Circle Diameter	298 mm (11.7 in)
Baffle Cutout Diameter	283 mm (11.1 in)
Depth	135 mm (5.3 in)
Flange and Gasket Thickness	14 mm (0.55 in)
Air volume occupied by driver	3 dm³ (0.10 ft³)
Net Weight	5.6 kg (12.3 lb)
Shipping Weight	6.2 kg (13.7 lb)
Shipping Box	364x364x180 mm (14.34x14.34x7.09 in)
Service kit	RCK12FW64-8

[1] 2 hour test made with continuous pink noise signal (6 dB crest factor) within the specified range Fs-10Fs. Power calculated on rated minimum impedance. Loudspeaker in free air.

[2] Power on Continuous Program is defined as 3 dB greater than the Nominal rating.

[3] Applied RMS Voltage is set to 2.83 V for 8 ohms Nominal Impedance. Average SPL from 200 to 2000 Hz.

[4] Thiele-Small parameters are measured after a high level 20 Hz sine wave preconditioning test.

B&C SPEAKERS®

FE LF DRIVERS

12FW76

FE WOOFER

1000 W
continuous program power capacity

76 mm (3 in)
copper voice coil

Aluminium demodulating ring allows a very low distortion

100 dB
sensitivity

55 - 3000 Hz
response

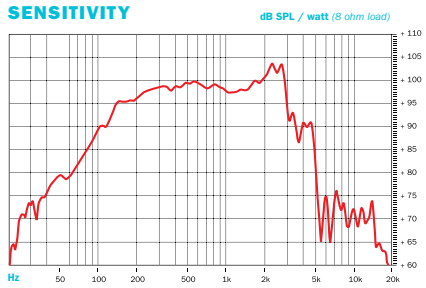

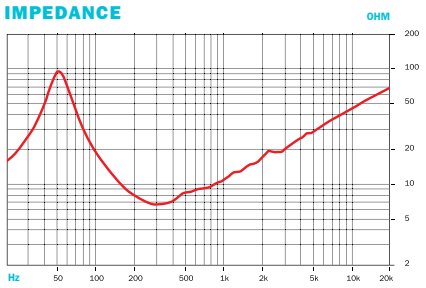

SPECIFICATIONS

Nominal Diameter	320 mm (12 in)
Nominal Impedance	8 Ω
Minimum Impedance	6.8 Ω
Power Handling (55-550 Hz)	
Nominal (AES)[1]	500 W
Continuous program[2]	1000 W
Sensitivity (1W/1m)[3]	100 dB
Frequency Range	55 - 3000 Hz
Voice Coil Diameter	76 mm (3 in)
Winding Material	Copper
Former Material	Glass Fibre
Winding Depth	19 mm (0.75 in)
Magnetic Gap Depth	11 mm (0.43 in)
Flux Density	1.35 T
Magnet Material	Ferrite Ring

Also available in 4 and 16 Ω, data upon request

THIELE & SMALL PARAMETERS[4]

Fs	54 Hz
Re	5.1 Ω
Qes	0.18
Qms	3.8
Qts	0.18
Vas	45 dm³ (1.6 ft³)
Sd	522 cm² (80.9 in²)
η_0	3.7 %
X max	± 7 mm
X var	± 10 mm
Mms	74.5 g
Bl	26.4 T·m
Le	1.4 mH
EBP	300 Hz

MOUNTING AND SHIPPING INFORMATION

Overall Diameter	315 mm (12.4 in)
Bolt Circle Diameter	298 mm (11.7 in)
Baffle Cutout Diameter	283 mm (11.1 in)
Depth	145 mm (5.7 in)
Flange and Gasket Thickness	14 mm (0.55 in)
Air volume occupied by driver	3 dm³ (0.10 ft³)
Net Weight	8.5 kg (18.7 lb)
Shipping Weight	9.2 kg (20.28 lb)
Shipping Box	364x364x180 mm (14.34x14.34x7.09 in)
Service kit	RCK012FW76-8

[1] 2 hour test made with continuous pink noise signal (6 dB crest factor) within the specified range. Power calculated on rated minimum impedance. Loudspeaker in free air.

[2] Power on Continuous Program is defined as 3 dB greater than the Nominal rating.

[3] Applied RMS Voltage is set to 2.83 V for 8 ohms Nominal Impedance. Average SPL from 200 to 4000 Hz.

[4] Thiele-Small parameters are measured after a high level 20 Hz sine wave preconditioning test.

B&C SPEAKERS®

FE LF DRIVERS

12PLB100

FE WOOFER

1200 W
continuous program power capacity

100 mm (4 in)
aluminium voice coil

Aluminium demodulating ring allows a very low distortion

97 dB
sensitivity

50 - 2500 Hz
response

Ventilated voice coil gap for reduced power compression

SENSITIVITY

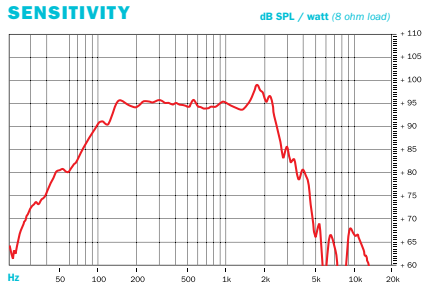

IMPEDANCE

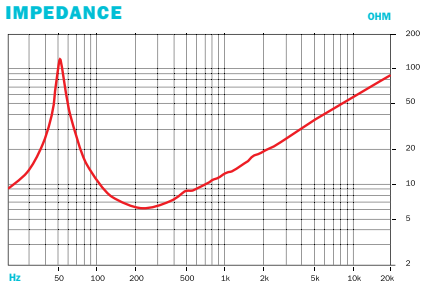

SPECIFICATIONS

Nominal Diameter	320 mm (12 in)
Nominal Impedance	8 Ω
Minimum Impedance	6 Ω
Power Handling (50-500 Hz)	
Nominal (AES)[1]	600 W
Continuous program[2]	1200 W
Sensitivity (1W/1m)[3]	97 dB
Frequency Range	50 - 2500 Hz
Voice Coil Diameter	100 mm (4 in)
Winding Material	Aluminium
Former Material	Glass Fibre
Winding Depth	23 mm (0.91 in)
Magnetic Gap Depth	10 mm (0.39 in)
Flux Density	1.0 T
Magnet Material	Ferrite Ring

THIELE & SMALL PARAMETERS[4]

Fs	50 Hz
Re	5.1 Ω
Qes	0.38
Qms	9.2
Qts	0.37
Vas	47 dm³ (1.6 ft³)
Sd	531 cm² (82 in²)
η_0	1.7 %
X max	± 9 mm
X var	± 7 mm
Mms	77 g
Bl	18.4 T·m
Le	1.6 mH
EBP	131 Hz

MOUNTING AND SHIPPING INFORMATION

Overall Diameter	319 mm (12.5 in)
Bolt Circle Diameter	299 mm (11.8 in)
Baffle Cutout Diameter	282 mm (11.1 in)
Depth	120 mm (4.72 in)
Flange and Gasket Thickness	16 mm (0.63 in)
Air volume occupied by driver	3.5 dm³ (0.12 ft³)
Net Weight	9.3 kg (20.5 lb)
Shipping Weight	9.9 kg (21.8 lb)
Shipping Box	364x364x180 mm (14.34x14.34x7.09 in)
Service kit	RCK12PLB100-8

[1] 2 hours test made with continuous pink noise signal (6 dB crest factor) within the range Fs-10Fs. Power calculated on rated minimum impedance. Loudspeaker in free air.

[2] Power on Continuous Program is defined as 3 dB greater than the Nominal rating.

[3] Applied RMS Voltage is set to 2.83 V for 8 ohms Nominal Impedance.

[4] Thiele-Small parameters are measured after a high level 20 Hz sine wave preconditioning test.

B&C SPEAKERS®

FE LF DRIVERS

12PS100

FE SUBWOOFER

1400 W
continuous program power capacity

100 mm (4 in)
copper voice coil

Double silicone spider with optimized compliance

93 dB
sensitivity

45 - 1000 Hz
response

SENSITIVITY

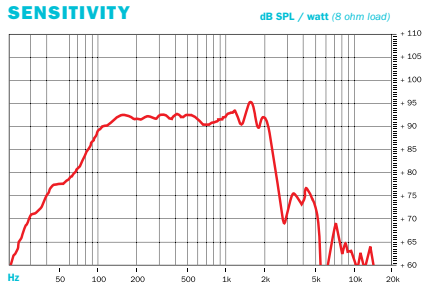

IMPEDANCE

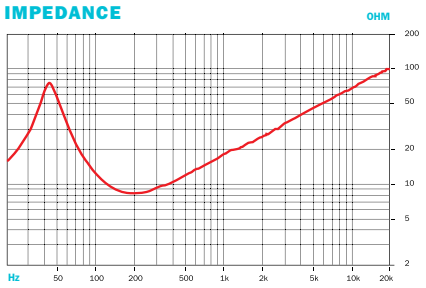

SPECIFICATIONS

Nominal Diameter	320 mm (12 in)
Nominal Impedance	8 Ω
Minimum Impedance	6.7 Ω
Power Handling (60 - 600 Hz)	
Nominal (AES)[1]	700 W
Continuous Program[2]	1400 W
Sensitivity (1W/1m)[3]	93 dB
Frequency Range	45 - 1000 Hz
Voice Coil Diameter	100 mm (4 in)
Winding Material	Copper
Former Material	Glass Fibre
Winding Depth	21 mm (0.83 in)
Magnetic Gap Depth	10.5 mm (0.4 in)
Flux Density	1.05 T
Magnet Material	Ferrite Ring

Also available in 4 Ω, data upon request

THIELE & SMALL PARAMETERS[4]

Fs	44 Hz
Re	5.3 Ω
Qes	0.29
Qms	3.9
Qts	0.27
Vas	47 dm^3 (1.6 ft^3)
Sd	531 cm^2 (82.3 in^2)
η_0	1.3 %
X max	± 8 mm
X var	± 8 mm
Mms	106 g
Bl	22.5 T·m
Le	2 mH
EBP	151 Hz

MOUNTING AND SHIPPING INFORMATION

Overall Diameter	319 mm (12.5 in)
Bolt Circle Diameter	299 mm (11.8 in)
Baffle Cutout Diameter	281 mm (11.1 in)
Depth	118 mm (4.6 in)
Flange and Gasket Thickness	13 mm (0.5 in)
Air volume occupied by driver	3.5 dm^3 (0.12 ft^3)
Net Weight	8.8 kg (19.4 lb)
Shipping Weight	9.4 kg (20.7 lb)
Shipping Box	364x364x180 mm (14.34x14.34x7.09 in)
Service kit	RCK12PS100-8

[1] 2 hour test made with continuous pink noise signal (6 dB crest factor) within the specified range. Power calculated on rated minimum impedance. Loudspeaker in free air.

[2] Power on Continuous Program is defined as 3 dB greater than the Nominal rating.

[3] Applied RMS Voltage is set to 2.83 V for 8 ohms Nominal Impedance. Average SPL from 150 to 500 Hz.

[4] Thiele-Small parameters are measured after a high level 20 Hz sine wave preconditioning test.

B&C SPEAKERS®

FE LF DRIVERS

12TBX100

FE SUBWOOFER

2000 W
continuous program power capacity

100 mm (4 in)
copper voice coil

95 dB
sensitivity

45 - 1000 Hz
response

Aluminium demodulating ring allows a very low distortion

Double silicone spider with optimized compliance

Ventilated voice coil gap for reduced power compression

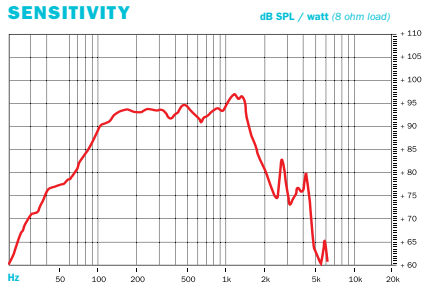

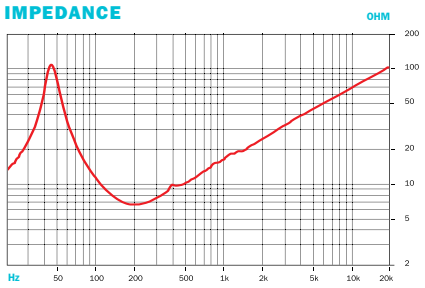

SPECIFICATIONS

Nominal Diameter	320 mm (12.0 in)
Nominal Impedance	8 Ω
Minimum Impedance	6.3 Ω
Power Handling (40 - 400 Hz)	
Nominal (AES)[1]	1000 W
Continuous Program[2]	2000 W
Sensitivity (1W/1m)[3]	95 dB
Frequency Range	45 - 1500 Hz
Voice Coil Diameter	100 mm (4 in)
Winding Material	Copper
Former Material	Glass Fibre
Winding Depth	25 mm (1 in)
Magnetic Gap Depth	12 mm (1/2 in)
Flux Density	1.1 T
Magnet Material	Ferrite Ring

Also available in 4 Ω, data upon request

THIELE & SMALL PARAMETERS[4]

Fs	42 Hz
Re	5.1 Ω
Qes	0.27
Qms	6.9
Qts	0.26
Vas	37.5 dm³ (1.3 ft³)
Sd	531 cm² (82.3 in²)
η_0	1.15 %
X max	± 9 mm
X var	± 11 mm
Mms	119 g
Bl	25.5 T·m
Le	1.6 mH
EBP	155 Hz

MOUNTING AND SHIPPING INFORMATION

Overall Diameter	319 mm (12.5in)
Bolt Circle Diameter	299 mm (11.8 in)
Baffle Cutout Diameter	281 mm (11.1 in)
Depth	135 mm (5.3 in)
Flange and Gasket Thickness	13 mm (0.5 in)
Air volume occupied by driver	4.2 dm³ (0.15 ft³)
Net Weight	11.8 kg (26 lb)
Shipping Weight	12.4 kg (27.3 lb)
Shipping Box	364x364x180 mm (14.34x14.34x7.09 in)
Service kit	RCK12TBX100-8

[1] 2 hour test made with continuous pink noise signal (6 dB crest factor) within the specified range Fs-10Fs. Power calculated on rated minimum impedance. Loudspeaker in free air.

[2] Power on Continuous Program is defined as 3 dB greater than the Nominal rating.

[3] Applied RMS Voltage is set to 2.83 V for 8 ohms Nominal Impedance. Average SPL from 150 to 1500 Hz.

[4] Thiele-Small parameters are measured after a high level 20 Hz sine wave preconditioning test.

B&C SPEAKERS®

FE LF DRIVERS

15FW76

FE WOOFER

1000 W
continuous program power capacity

76 mm (3 in)
copper voice coil

Aluminium demodulating ring allows a very low distortion

100 dB
sensitivity

40 - 2000 Hz
response

Double silicone spider and ventilated voice coil gap

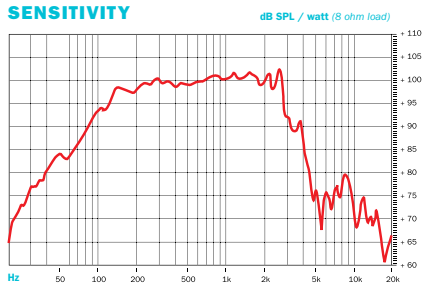

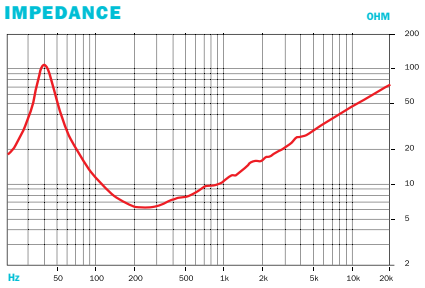

SPECIFICATIONS

Nominal Diameter	380 mm (15 in)
Nominal Impedance	8 Ω
Minimum Impedance	6.4 Ω
Power Handling (40-400 Hz)	
Nominal (AES)[1]	500 W
Continuous program[2]	1000 W
Sensitivity (1W/1m)[3]	100 dB
Frequency Range	40 - 2000 Hz
Voice Coil Diameter	76 mm (3 in)
Winding Material	Copper
Former Material	Glass Fibre
Winding Depth	19 mm (0.75 in)
Magnetic Gap Depth	11 mm (0.43 in)
Flux Density	1.25 T
Magnet Material	Ferrite Ring

Also available in 4 and 16 Ω, data upon request

THIELE & SMALL PARAMETERS[4]

Fs	40 Hz
Re	5.1 Ω
Qes	0.22
Qms	5.1
Qts	0.21
Vas	138 dm³ (4.9 ft³)
Sd	855 cm² (132.5 in²)
η_0	3.9 %
X max	± 7 mm
X var	± 8 mm
Mms	117 g
Bl	26.2 T·m
Le	1.4 mH
EBP	181 Hz

MOUNTING AND SHIPPING INFORMATION

Overall Diameter	393 mm (15.5 in)
Bolt Circle Diameter	374 mm (14.7 in)
Baffle Cutout Diameter	354 mm (13.9 in)
Depth	175 mm (6.9 in)
Flange and Gasket Thickness	15 mm (0.6 in)
Air volume occupied by driver	5.5 dm³ (0.19 ft³)
Net Weight	9.2 kg (20.2 lb)
Shipping Weight	10.0 kg (22 lb)
Shipping Box	439x439x225mm (17.3x17.3x8.87 in)
Service kit	RCK15FW76-8

[1] 2 hour test made with continuous pink noise signal (6 dB crest factor) within the specified range Fs-10Fs. Power calculated on rated minimum impedance. Loudspeaker in free air.

[2] Power on Continuous Program is defined as 3 dB greater than the Nominal rating.

[3] Applied RMS Voltage is set to 2.83 V for 8 ohms Nominal Impedance. Average SPL from 200 to 2000 Hz.

[4] Thiele-Small parameters are measured after a high level 20 Hz sine wave preconditioning test.

B&C SPEAKERS®

FE LF DRIVERS

15PS100

FE SUBWOOFER

1400 W
continuous program power capacity

100 mm (4 in)
copper voice coil

Double silicone spider with optimized compliance

94.5 dB
sensitivity

35 - 1000 Hz
response

SENSITIVITY

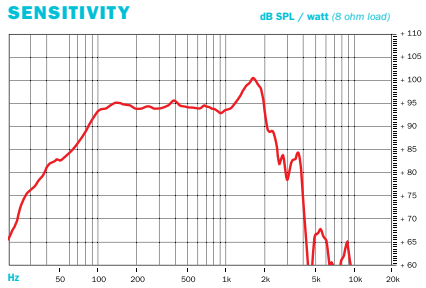

IMPEDANCE

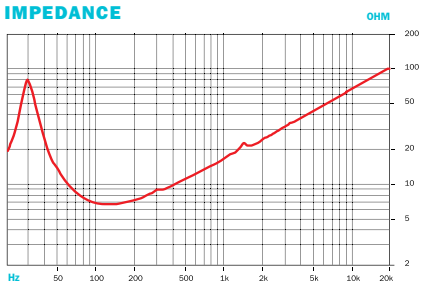

SPECIFICATIONS

Nominal Diameter	380 mm (15 in)
Nominal Impedance	8 Ω
Minimum Impedance	6.5 Ω
Power Handling (50 - 500 Hz)	
Nominal (AES)[1]	700 W
Continuous Program[2]	1400 W
Sensitivity (1W/1m)[3]	94.5 dB
Frequency Range	35 - 1000 Hz
Voice Coil Diameter	100 mm (4 in)
Winding Material	Copper
Former Material	Glass Fibre
Winding Depth	21 mm (0.83 in)
Magnetic Gap Depth	10.5 mm (0.4 in)
Flux Density	1.05 T
Magnet Material	Ferrite Ring

Also available in 4 Ω, data upon request

THIELE & SMALL PARAMETERS[4]

Fs	33 Hz
Re	5.3 Ω
Qes	0.33
Qms	4.8
Qts	0.31
Vas	152 dm³ (5.3 ft³)
Sd	855 cm² (132.5 in²)
η_0	1.8 %
X max	± 8 mm
X var	± 8 mm
Mms	145 g
Bl	22.5 T·m
Le	2.1 mH
EBP	100 Hz

MOUNTING AND SHIPPING INFORMATION

Overall Diameter	393 mm (15.5 in)
Bolt Circle Diameter	374 mm (14.7 in)
Baffle Cutout Diameter	354 mm (13.9 in)
Depth	168 mm (6.6 in)
Flange and Gasket Thickness	16 mm (0.63 in)
Air volume occupied by driver	6.3 dm³ (0.22 ft³)
Net Weight	9.8 kg (21.5 lb)
Shipping Weight	11.1 kg (24.4 lb)
Shipping Box	439x439x225 mm (17.3x17.3x8.87 in)
Service kit	RCK15PS100-8

[1] 2 hour test made with continuous pink noise signal (6 dB crest factor) within the specified range Fs-10Fs. Power calculated on rated minimum impedance. Loudspeaker in free air.

[2] Power on Continuous Program is defined as 3 dB greater than the Nominal rating.

[3] Applied RMS Voltage is set to 2.83 V for 8 ohms Nominal Impedance. Average SPL from 150 to 1500 Hz.

[4] Thiele-Small parameters are measured after a high level 20 Hz sine wave preconditioning test.

B&C SPEAKERS®

FE LF DRIVERS

15PZB100

FE WOOFER

1400 W
continuous program power capacity

100 mm (4 in)
copper voice coil

Double silicone spider with optimized compliance

97 dB
sensitivity

40 - 2000 Hz
response

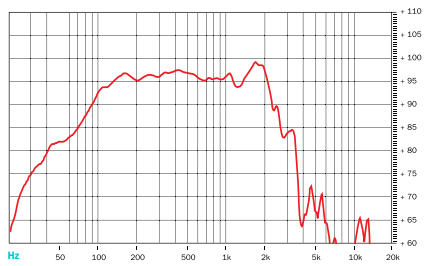

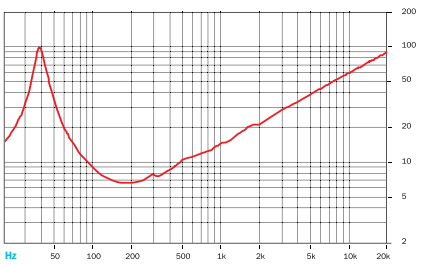

SPECIFICATIONS

Nominal Diameter	380 mm (15 in)
Nominal Impedance	8 Ω
Minimum Impedance	6.4 Ω
Power Handling (50 - 500 Hz)	
Nominal (AES)[1]	700 W
Continuous Program[2]	1400 W
Sensitivity (1W/1m)[3]	97 dB
Frequency Range	40 - 2000 Hz
Voice Coil Diameter	100 mm (4 in)
Winding Material	Copper
Former Material	Glass Fibre
Winding Depth	21 mm (0.83 in)
Magnetic Gap Depth	9 mm (0.35 in)
Flux Density	1.15 T
Magnet Material	Ferrite Ring

Also available in 4 Ω, data upon request

THIELE & SMALL PARAMETERS[4]

Fs	39 Hz
Re	5.2 Ω
Qes	0.3
Qms	6.5
Qts	0.29
Vas	110 dm³ (3,8 ft³)
Sd	855 cm² (132.5 in²)
η_0	2.1 %
X max	± 8 mm
X var	± 6.5 mm
Mms	154 g
Bl	25.8 T·m
Le	2 mH
EBP	130 Hz

MOUNTING AND SHIPPING INFORMATION

Overall Diameter	393 mm (15.5 in)
Bolt Circle Diameter	374 mm (14.7 in)
Baffle Cutout Diameter	354 mm (13.9 in)
Depth	174 mm (6.6 in)
Flange and Gasket Thickness	16 mm (0.63 in)
Air volume occupied by driver	5.2 dm³ (0.18 ft³)
Net Weight	11.8 kg (26 lb)
Shipping Weight	13.1 kg (28.8 lb)
Shipping Box	439x439x225 mm (17.3x17.3x8.87 in)
Service kit	RCK15PZB100-8

[1] 2 hour test made with continuous pink noise signal (6 dB crest factor) within the specified range Fs-10Fs. Power calculated on rated minimum impedance. Loudspeaker in free air.

[2] Power on Continuous Program is defined as 3 dB greater than the Nominal rating.

[3] Applied RMS Voltage is set to 2.83 V for 8 ohms Nominal Impedance. Average SPL from 150 to 500 Hz.

[4] Thiele-Small parameters are measured after a high level 20 Hz sine wave preconditioning test.

B&C SPEAKERS®

FE LF DRIVERS

15TBX100

FE SUBWOOFER

2000 W
continuous program power capacity

100 mm (4 in)
copper voice coil

96 dB
sensitivity

35 - 1500 Hz
response

Double silicone spider with optimized compliance

Ventilated voice coil gap for reduced power compression

Aluminium demodulating ring allows a very low distortion

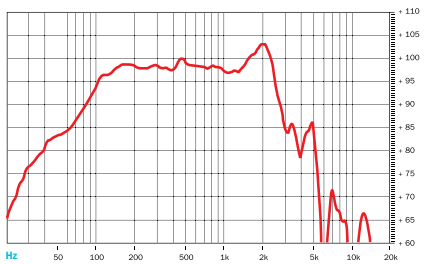

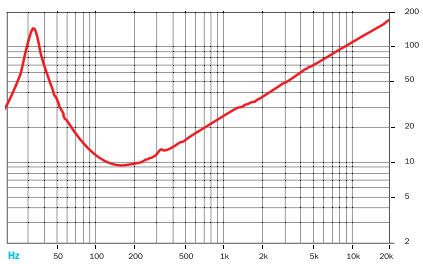

SPECIFICATIONS

Nominal Diameter	380 mm (15 in)
Nominal Impedance	8 Ω
Minimum Impedance	6.2 Ω
Power Handling (35 - 350 Hz)	
Nominal (AES)[1]	1000 W
Continuous Program[2]	2000 W
Sensitivity (1W/1m)[3]	96 dB
Frequency Range	35 - 1500 Hz
Voice Coil Diameter	100 mm (4 in)
Winding Material	Copper
Former Material	Glass Fibre
Winding Depth	25 mm (1 in)
Magnetic Gap Depth	12 mm (1/2in)
Flux Density	1.1 T
Magnet Material	Ferrite Ring

Also available in 4 Ω, data upon request

THIELE & SMALL PARAMETERS[4]

Fs	35Hz
Re	5.1 Ω
Qes	0.3
Qms	5.2
Qts	0.28
Vas	113 dm³ (3.8 ft³)
Sd	855 cm² (132.5 in²)
η_0	1.95 %
X max	± 9 mm
X var	± 11 mm
Mms	163 g
Bl	25.5 T·m
Le	1.6 mH
EBP	116 Hz

MOUNTING AND SHIPPING INFORMATION

Overall Diameter	393 mm (15.5 in)
Bolt Circle Diameter	374 mm (14.7 in)
Baffle Cutout Diameter	354 mm (13.9 in)
Depth	181 mm (7.1 in)
Flange and Gasket Thickness	16 mm (0.62 in)
Air volume occupied by driver	5.4 dm³ (0.19 ft³)
Net Weight	12.3 kg (27.1 lb)
Shipping Weight	13.9 kg (30.6 lb)
Shipping Box	439x439x225 mm (17.3x17.3x8.87 in)
Service kit	RCK15TBX100-8

[1] 2 hour test made with continuous pink noise signal (6 dB crest factor) within the specified range Fs-10Fs. Power calculated on rated minimum impedance. Loudspeaker in free air.

[2] Power on Continuous Program is defined as 3 dB greater than the Nominal rating.

[3] Applied RMS Voltage is set to 2.83 V for 8 ohms Nominal Impedance. Average SPL from 150 to 1500 Hz.

[4] Thiele-Small parameters are measured after a high level 20 Hz sine wave preconditioning test.

B&C SPEAKERS®

FE LF DRIVERS

15TBW100

FE SUBWOOFER

3000 W
continuous program power capacity

100 mm (4 in)
split winding copper voice coil

Double silicone spider with optimized compliance

Ventilated voice coil gap for reduced power compression

Aluminium demodulating ring for very low distortion

96 dB
sensitivity

40 - 1500 Hz
response

57 mm
peak-to-peak excursion before damage

SENSITIVITY

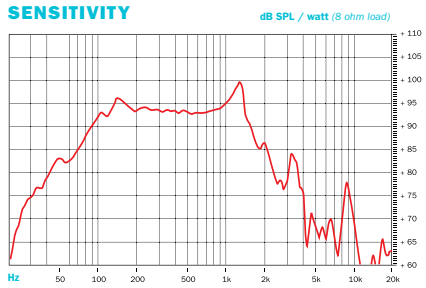

IMPEDANCE

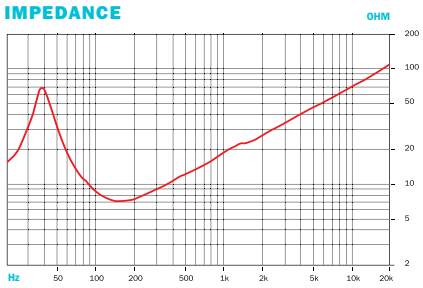

SPECIFICATIONS

Nominal Diameter	380 mm (15 in)
Nominal Impedance	8 Ω
Minimum Impedance	6.7 Ω
Power Handling (40 - 400 Hz)	
Nominal (AES)[1]	1500 W
Continuous Program[2]	3000 W
Sensitivity (1W/1m)[3]	96 dB
Frequency Range	40 - 1500 Hz
Voice Coil Diameter	100 mm (4 in)
Winding Material	Copper
Former Material	Glass Fibre
Winding Depth	31 mm (1.22 in)
Magnetic Gap Depth	15 mm (0.59 in)
Flux Density	1.15 T
Magnet Material	Ferrite Ring

Also available in 4 Ω, data upon request

THIELE & SMALL PARAMETERS[4]

Fs	39 Hz
Re	5.3 Ω
Qes	0.33
Qms	4.4
Qts	0.31
Vas	96 dm³ (3.39 ft³)
Sd	855 cm² (132.5 in²)
η_0	1.6 %
X max	± 12 mm
X var	± 13.5 mm
Mms	181 g
Bl	26.4 T·m
Le	2.2 mH
EBP	118 Hz

MOUNTING AND SHIPPING INFORMATION

Overall Diameter	393 mm (15.5 in)
Bolt Circle Diameter	374 mm (14.7 in)
Baffle Cutout Diameter	354 mm (13.9 in)
Depth	195 mm (7.68 in)
Flange and Gasket Thickness	16 mm (0.62 in)
Air volume occupied by driver	6 dm³ (0.21 ft³)
Net Weight	14.3 kg (31.5 lb)
Shipping Weight	15.8 kg (34.8 lb)
Shipping Box	439x439x225 mm (17.3x17.3x8.87 in)
Service kit	RCK15TBW100-8

[1] 2 hour test made with continuous pink noise signal (6 dB crest factor) within the specified range Fs-10Fs. Power calculated on rated minimum impedance. Loudspeaker in free air.

[2] Power on Continuous Program is defined as 3 dB greater than the Nominal rating.

[3] Applied RMS Voltage is set to 2.83 V for 8 ohms Nominal Impedance. Average SPL from 200 to 1000 Hz.

[4] Thiele-Small parameters are measured after a high level 20 Hz sine wave preconditioning test.

B&C SPEAKERS®

FE LF DRIVERS

18PS100

FE SUBWOOFER

1400 W
continuous program power capacity

100 mm (4 in)
copper voice coil

Double silicone spider with optimized compliance

95.5 dB
sensitivity

30 - 1000 Hz
response

SENSITIVITY

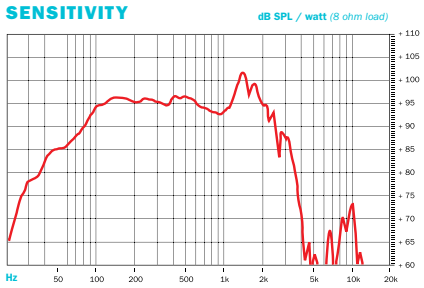

IMPEDANCE

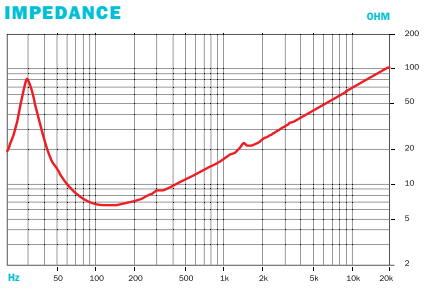

SPECIFICATIONS

Nominal Diameter	460 mm (18 in)
Nominal Impedance	8 Ω
Minimum Impedance	6.3 Ω
Power Handling (40 - 400 Hz)	
Nominal (AES)[1]	700 W
Continuous Program[2]	1400 W
Sensitivity (1W/1m)[3]	95.5 dB
Frequency Range	30 - 1000 Hz
Voice Coil Diameter	100 mm (4 in)
Winding Material	Copper
Former Material	Glass Fibre
Winding Depth	21 mm (0.83 in)
Magnetic Gap Depth	10.5 mm (0.4 in)
Flux Density	1.05 T
Magnet Material	Ferrite Ring

Also available in 4 Ω, data upon request

THIELE & SMALL PARAMETERS[4]

Fs	30 Hz
Re	5.3 Ω
Qes	0.41
Qms	4.6
Qts	0.39
Vas	245 dm³ (8.6 ft³)
Sd	1210 cm² (187.6 in²)
η_0	1.6 %
X max	± 8 mm
X var	± 8 mm
Mms	202 g
Bl	22.5 T·m
Le	2.1 mH
EBP	73 Hz

MOUNTING AND SHIPPING INFORMATION

Overall Diameter	460 mm (18 in)
Bolt Circle Diameter	440 mm (17.3 in)
Baffle Cutout Diameter	422 mm (16.6 in)
Depth	197 mm (7.75 in)
Flange and Gasket Thickness	16 mm (5/8 in)
Air volume occupied by driver	9.5 dm³ (0.33 ft³)
Net Weight	10.5 kg (23.1 lb)
Shipping Weight	11.9 kg (26.2 lb)
Shipping Box	509x509x240 mm (20.05x20.05x9.46 in)
Service kit	RCK18PS100-8

[1] 2 hour test made with continuous pink noise signal (6 dB crest factor) within the specified range Fs-10Fs. Power calculated on rated minimum impedance. Loudspeaker in free air.

[2] Power on Continuous Program is defined as 3 dB greater than the Nominal rating.

[3] Applied RMS Voltage is set to 2.83 V for 8 ohms Nominal Impedance. Average SPL from 150 to 500 Hz.

[4] Thiele-Small parameters are measured after a high level 20 Hz sine wave preconditioning test.

B&C SPEAKERS®

FE LF DRIVERS

18PZB100

FE SUBWOOFER

1400 W
continuous program power capacity

100 mm (4 in)
split winding copper voice coil

Double silicone spider with optimized compliance

97 dB
sensitivity

40 - 2000 Hz
response

SENSITIVITY

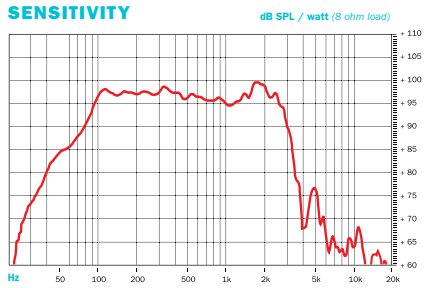

IMPEDANCE

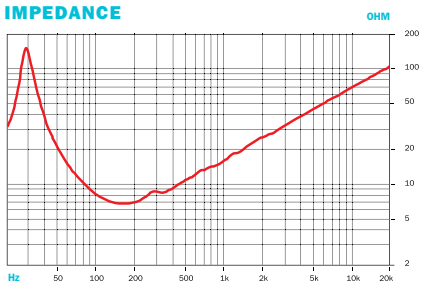

SPECIFICATIONS

Nominal Diameter	460 mm (18 in)
Nominal Impedance	8 Ω
Minimum Impedance	6.5 Ω
Power Handling (40 - 400 Hz)	
Nominal (AES)[1]	700 W
Continuous Program[2]	1400 W
Sensitivity (1W/1m)[3]	97 dB
Frequency Range	40 - 2000 Hz
Voice Coil Diameter	100 mm (4 in)
Winding Material	Copper
Former Material	Glass Fibre
Winding Depth	21 mm (0.83 in)
Magnetic Gap Depth	8 mm (0.31 in)
Flux Density	1.15 T
Magnet Material	Ferrite Ring

Also available in 4 Ω, data upon request

THIELE & SMALL PARAMETERS[4]

Fs	30 Hz
Re	5.3 Ω
Qes	0.25
Qms	8.8
Qts	0.24
Vas	297 dm³ (10.5 ft³)
Sd	1134 cm² (175.8 in²)
η_0	3.1 %
X max	± 8 mm
X var	± 8 mm
Mms	170 g
Bl	26 T·m
Le	2.1 mH
EBP	120 Hz

MOUNTING AND SHIPPING INFORMATION

Overall Diameter	460 mm (18 in)
Bolt Circle Diameter	440 mm (17.3 in)
Baffle Cutout Diameter	422 mm (16.6 in)
Depth	202 mm (7.95 in)
Flange and Gasket Thickness	16 mm (0.63 in)
Air volume occupied by driver	9.5 dm³ (0.33 ft³)
Net Weight	12.1 kg (26.6 lb)
Shipping Weight	14 kg (30.8 lb)
Shipping Box	509x509x240 mm (20.05x20.05x9.46 in)
Service kit	RCK18PZB100-8

[1] 2 hour test made with continuous pink noise signal (6 dB crest factor) within the specified range Fs-10Fs. Power calculated on rated minimum impedance. Loudspeaker in free air.

[2] Power on Continuous Program is defined as 3 dB greater than the Nominal rating.

[3] Applied RMS Voltage is set to 2.83 V for 8 ohms Nominal Impedance. Average SPL from 200 to 2000Hz.

[4] Thiele-Small parameters are measured after a high level 20 Hz sine wave preconditioning test.

B&C SPEAKERS®

FE LF DRIVERS

18RBX100

FE SUBWOOFER

2000 W
continuous program power capacity

100 mm (4 in)
copper voice coil

Aluminium demodulating ring allows a very low distortion

97 dB
sensitivity

35 - 1000 Hz
response

Double silicone spider with optimized compliance

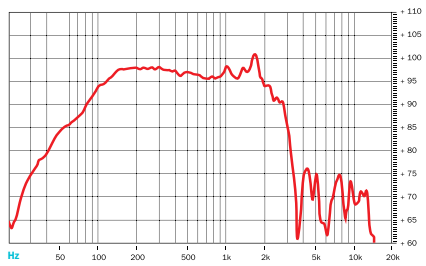

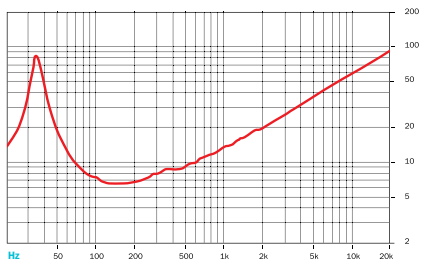

SPECIFICATIONS

Nominal Diameter	460 mm (18 in)
Nominal Impedance	8 Ω
Minimum Impedance	6.2 Ω
Power Handling (35 - 350 Hz)	
Nominal (AES)[1]	1000 W
Continuous Program[2]	2000 W
Sensitivity (1W/1m)[3]	97 dB
Frequency Range	35 - 1000 Hz
Voice Coil Diameter	100 mm (4 in)
Winding Material	Copper
Former Material	Glass Fibre
Winding Depth	25 mm (1.0 in)
Magnetic Gap Depth	11 mm (0.43 in)
Flux Density	1.1 T
Magnet Material	Ferrite Ring

Also available in 4 Ω, data upon request

THIELE & SMALL PARAMETERS[4]

Fs	35 Hz
Re	5.1 Ω
Qes	0.36
Qms	7.3
Qts	0.34
Vas	220 dm³ (7.77 ft³)
Sd	1225 cm² (189.88 in²)
η_0	2.2 %
X max	± 10 mm
X var	± 13 mm
Mms	199 g
Bl	25.1 T·m
Le	1.5 mH
EBP	97 Hz

MOUNTING AND SHIPPING INFORMATION

Overall Diameter	460 mm (18.11 in)
Bolt Circle Diameter	440 mm (17.32 in)
Baffle Cutout Diameter	422 mm (16.61 in)
Depth	177 mm (6.97 in)
Flange and Gasket Thickness	16 mm (0.63 in)
Air volume occupied by driver	10.5 dm³ (0.37 ft³)
Net Weight	12.3 kg (27.12 lb)
Shipping Weight	13.7 kg (30.2 lb)
Shipping Box	509x509x240 mm (20.05x20.05x9.46 in)
Service kit	RCK18RBX100-8

[1] 2 hours test made with continuous pink noise signal (6 dB crest factor) within the range Fs-10Fs. Power calculated on rated minimum impedance. Loudspeaker in free air.

[2] Power on Continuous Program is defined as 3 dB greater than the Nominal rating.

[3] Applied RMS Voltage is set to 2.83 V for 8 ohms Nominal Impedance.

[4] Thiele-Small parameters are measured after a high level 20 Hz sine wave preconditioning test.

B&C SPEAKERS®

FE LF DRIVERS

18TBX100

FE SUBWOOFER

2400 W
continuous program power capacity

100 mm (4 in)
copper voice coil

97 dB
sensitivity

35 - 1000 Hz
response

Double silicone spider with optimized compliance

Ventilated voice coil gap for reduced power compression

Aluminium demodulating ring allows a very low distortion

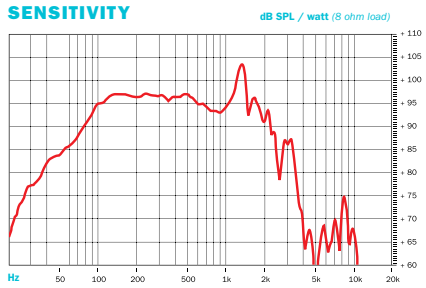

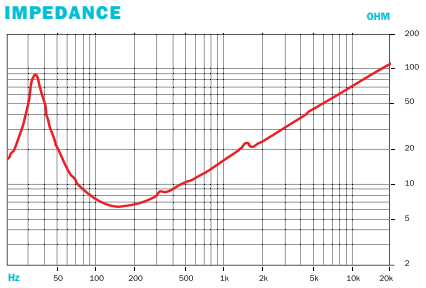

SPECIFICATIONS

Nominal Diameter	460 mm (18 in)
Nominal Impedance	8 Ω
Minimum Impedance	6.2 Ω
Power Handling (30 - 300 Hz)	
Nominal (AES)[1]	1200 W
Continuous Program[2]	2400 W
Sensitivity (1W/1m)[3]	97 dB
Frequency Range	35 - 1500 Hz
Voice Coil Diameter	100 mm (4 in)
Winding Material	Copper
Former Material	Glass Fibre
Winding Depth	25 mm (1 in)
Magnetic Gap Depth	12 mm (0.5 in)
Flux Density	1.1 T
Magnet Material	Ferrite Ring

Also available in 4 and 16 Ω, data upon request

THIELE & SMALL PARAMETERS[4]

Fs	34 Hz
Re	5.1 Ω
Qes	0.37
Qms	7.2
Qts	0.35
Vas	212 dm³ (7.5 ft³)
Sd	1210 cm² (187.6 in²)
η_0	2.2 %
X max	± 9 mm
X var	± 11 mm
Mms	209 g
Bl	25.5 T·m
Le	1.6 mH
EBP	91 Hz

MOUNTING AND SHIPPING INFORMATION

Overall Diameter	460 mm (18 in)
Bolt Circle Diameter	440 mm (17.3 in)
Baffle Cutout Diameter	422 mm (16.6 in)
Depth	209 mm (8.2 in)
Flange and Gasket Thickness	16 mm (5/8 in)
Air volume occupied by driver	10.5 dm³ (0.37 ft³)
Net Weight	13 kg (28.6 lb)
Shipping Weight	14.4 kg (31.7 lb)
Shipping Box	509x509x240 mm (20.05x20.05x9.46 in)
Service kit	RCK18TBX100-8

[1] 2 hour test made with continuous pink noise signal (6 dB crest factor) within the specified range. Power calculated on rated minimum impedance. Loudspeaker in free air.

[2] Power on Continuous Program is defined as 3 dB greater than the Nominal rating.

[3] Applied RMS Voltage is set to 2.83 V for 8 ohms Nominal Impedance. Average SPL from 100 to 1000 Hz.

[4] Thiele-Small parameters are measured after a high level 20 Hz sine wave preconditioning test.

B&C SPEAKERS®

FE LF DRIVERS

18TBW100

FE SUBWOOFER

3000 W
continuous program power capacity

100 mm (4 in)
split winding copper voice coil

Double silicone spider with optimized compliance

Ventilated voice coil gap for reduced power compression

Aluminium demodulating ring for very low distortion

96 dB
sensitivity

35 - 1000 Hz
response

57 mm
peak-to-peak excursion before damage

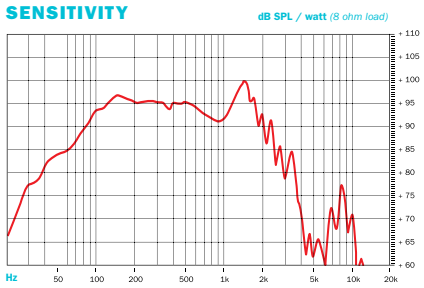

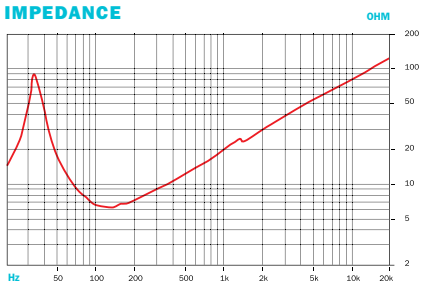

SPECIFICATIONS

Nominal Diameter	460 mm (18 in)
Nominal Impedance	8 Ω
Minimum Impedance	6.5 Ω
Power Handling (35 - 350 Hz)	
Nominal (AES)[1]	1500 W
Continuous Program[2]	3000 W
Sensitivity (1W/1m)[3]	96 dB
Frequency Range	35 - 1000 Hz
Voice Coil Diameter	100 mm (4 in)
Winding Material	Copper
Former Material	Glass Fibre
Winding Depth	31 mm (1.22 in)
Magnetic Gap Depth	15 mm (0.59 in)
Flux Density	1.15 T
Magnet Material	Ferrite Ring

Also available in 4 Ω, data upon request

THIELE & SMALL PARAMETERS[4]

Fs	35 Hz
Re	5.3 Ω
Qes	0.41
Qms	8
Qts	0.39
Vas	175 dm³ (6.18 ft³)
Sd	1210 cm² (187.6 in²)
η_0	1.76 %
X max	± 12 mm
X var	± 14 mm
Mms	245 g
Bl	26.4 T·m
Le	2.45 mH
EBP	85 Hz

MOUNTING AND SHIPPING INFORMATION

Overall Diameter	460 mm (18 in)
Bolt Circle Diameter	442 mm (17.4 in)
Baffle Cutout Diameter	422 mm (16.6 in)
Depth	241 mm (9.5 in)
Flange and Gasket Thickness	15.5 mm (0.61 in)
Air volume occupied by driver	11 dm³ (0.39 ft³)
Net Weight	15.1 kg (33.3 lb)
Shipping Weight	16.8 kg (37 lb)
Shipping Box	509x509x240 mm (20.05x20.05x9.46 in)
Service kit	RCK18TBW100-8

[1] 2 hour test made with continuous pink noise signal (6 dB crest factor) within the range from the recommended crossover frequency to 20 kHz. Power calculated on rated minimum impedance. Loudspeaker in free air.

[2] Power on Continuous Program is defined as 3 dB greater than the Nominal rating.

[3] Applied RMS Voltage is set to 2.83 V for 8 ohms Nominal Impedance. Average SPL from 200 to 1000Hz.

[4] Thiele-Small parameters are measured after a high level 20 Hz sine wave preconditioning test.

B&C is a leader in the development of neodymium woofers for the professional audio market. We first launched the HPL series in 1998. We have since created four new series of neodymium woofers (NDL, MDN, MBX, NBX, NW and SW). In addition to having optimized frequency response curves, our newer woofers feature baskets that have been designed to maximize power handling, excursion, and heat dissipation.

The NDL series works with an inside slug of high-energy neodymium magnet. It has been developed with a new ventilated magnet assembly to assist the cooling of the voice coil. The NDL woofers strike a balance between light weight and performance.

The MBX series is specifically designed for high output MidBass applications, especially in compact enclosures. MBX parameters offer an ideal solution for two way systems, but are also an excellent choice for multi-driver applications, such as Line Array enclosures. The MBX series combines high sensitivity, linearity and excellent power handling. A lightweight moving mass enables a precise and fast transient attack. Other features include a dedicated demodulation ring, ventilated voice coil gap, and a new Hydrophobic cone surface, offering extreme protection without increased moving mass.

The NBX and NW series feature a very high-energy neodymium magnet assembly. A specially designed double silicone spider is utilized to create excellent excursion control.

The SW series is the next generation of neodymium magnet subwoofers. We focused our energy on long, large diameter voice coils (4” to 6”) for greater power handling and low power compression. In addition, we have developed new suspension systems to offer superb linearity with low DC offset, and excellent durability.

B&C SPEAKERS®

ND LF DRIVERS

5MDN38

ND MIDRANGE

200 W
continuous program power capacity

38 mm (1.5 in)
copper voice coil

Shorting copper cap for extended HF response

96 dB
sensitivity

240 - 10000 Hz
response

SENSITIVITY

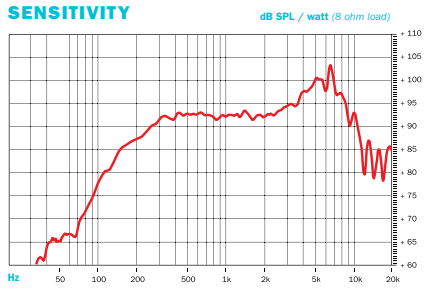

IMPEDANCE

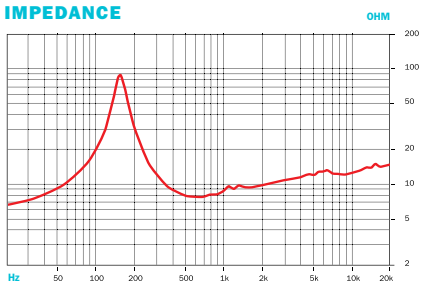

SPECIFICATIONS

Nominal Diameter	127 mm (5 in)
Nominal Impedance	8 Ω
Minimum Impedance	7.0 Ω
Power Handling (160 - 1600 Hz)	
Nominal (AES)[1]	100 W
Continuous Program[2]	200 W
Sensitivity (1W/1m)[3]	96 dB
Frequency Range	240 - 10000 Hz
Voice Coil Diameter	38 mm (1.5 in)
Winding Material	Aluminium
Former Material	Glass Fibre
Winding Depth	10 mm (0.4 in)
Magnetic Gap Depth	6 mm (0.24 in)
Flux Density	1.25 T
Magnet Material	Neodymium Ring

Also available in 16 Ω, data upon request

THIELE & SMALL PARAMETERS[4]

Fs	240 Hz
Re	5.6 Ω
Qes	0.54
Qms	2.6
Qts	0.45
Vas	0.6 dm^3 (0.02 ft^3)
Sd	95 cm^2 (14.7 in^2)
η_0	1.7 %
X max	± 3.5 mm
X var	± 2.5 mm
Mms	9 g
Bl	11.5 T·m
Le	0.4 mH
EBP	444 Hz

MOUNTING AND SHIPPING INFORMATION

Overall Diameter	150 mm (5.9 in)
Bolt Circle Diameter	142 mm (5.6 in)
Baffle Cutout Diameter	122 mm (4.8 in)
Depth	75 mm (2.95 in)
Flange and Gasket Thickness	9 mm (0.35 in)
Air volume occupied by driver	0.35 dm^3 (0.01 ft^3)
Net Weight	0.85 kg (1.9 lb)
Shipping Weight	1.1 kg (2.4 lb)
Shipping Box	214x214x105 mm (8.43x8.43x4.14 in)
Service kit	RCK005MDN38-8

[1] 2 hours test made with continuous pink noise signal (6 dB crest factor) within the specified range Fs-10Fs. Power calculated on rated minimum impedance. Loudspeaker in free air.

[2] Power on Continuous Program is defined as 3 dB greater than the Nominal rating.

[3] Applied RMS Voltage is set to 2.83V for 8 ohms Nominal Impedance. Average SPL from 200 to 7000 Hz.

[4] Thiele-Small parameters are measured after a high level 20 Hz sine wave preconditioning test.

B&C SPEAKERS®

ND LF DRIVERS

5NDL38

ND WOOFER

180 W
continuous program power capacity

38 mm (1.5 in)
copper voice coil

Shorting copper cap for extended HF response

91 dB
sensitivity

80 - 7000 Hz
response

SENSITIVITY

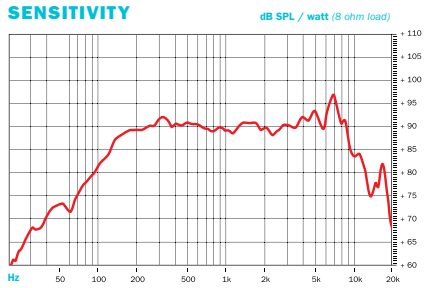

IMPEDANCE

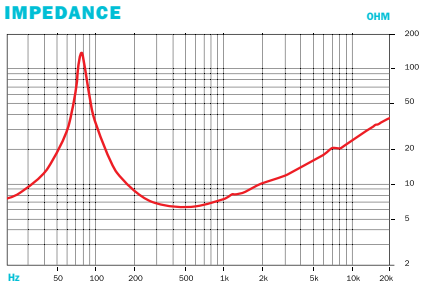

SPECIFICATIONS

Nominal Diameter	127 mm (5 in)
Nominal Impedance	8 Ω
Minimum Impedance	6.3 Ω
Power Handling (90 - 900 Hz)	
Nominal (AES)[1]	90 W
Continuous Program[2]	180 W
Sensitivity (1W/1m)[3]	91 dB
Frequency Range	80 - 7000 Hz
Voice Coil Diameter	38 mm (1.5 in)
Winding Material	Aluminium
Former Material	Glass Fibre
Winding Depth	10 mm (0.37 in)
Magnetic Gap Depth	6 mm (0.24 in)
Flux Density	1.25 T
Magnet Material	Neodymium Ring

THIELE & SMALL PARAMETERS[4]

Fs	80 Hz
Re	5.5 Ω
Qes	0.37
Qms	9.2
Qts	0.36
Vas	4.3 dm³ (0.15 ft³)
Sd	95 cm² (14.7 in²)
η_0	0.55 %
X max	± 3.5 mm
X var	± 4.0 mm
Mms	11 g
Bl	9.2 T·m
Le	0.64 mH
EBP	216 Hz

MOUNTING AND SHIPPING INFORMATION

Overall Diameter	150 mm (5.9 in)
Bolt Circle Diameter	142 mm (5.6 in)
Baffle Cutout Diameter	122.0 mm (4.8 in)
Depth	75 mm (2.95 in)
Flange and Gasket Thickness	9 mm (0.35 in)
Air volume occupied by driver	0.35 dm³ (0.01 ft³)
Net Weight	0.85 kg (1.9 lb)
Shipping Weight	1.1 kg (2.4 lb)
Shipping Box	214x214x105 mm (8.43x8.43x4.14 in)
Service kit	RCK005NDL38-8

[1] 2 hours test made with continuous pink noise signal (6 dB crest factor) within the specified range Fs-10Fs. Power calculated on rated minimum impedance. Loudspeaker in free air.

[2] Power on Continuous Program is defined as 3 dB greater than the Nominal rating.

[3] Applied RMS Voltage is set to 2.83V for 8 ohms Nominal Impedance. Average SPL from 100 to 7000 Hz.

[4] Thiele-Small parameters are measured after a high level 20 Hz sine wave preconditioning test.

B&C SPEAKERS®

ND LF DRIVERS

6MDN44

ND MIDRANGE

300 W
continuous program power capacity

44 mm (1.7 in)
aluminium voice coil

96.5 dB
sensitivity

150 - 6000 Hz
response

Ventilated voice coil gap for reduced power compression

Neodymium magnet allows a very light yet powerful motor assembly

Aluminium demodulating ring allows a very low distortion

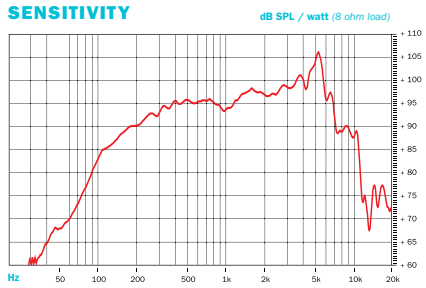

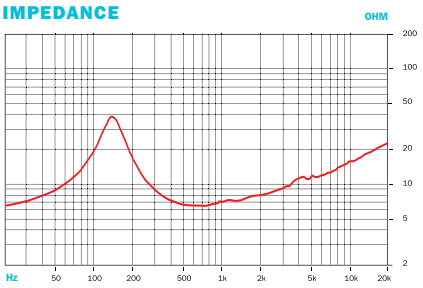

SPECIFICATIONS

Nominal Diameter	170 mm (6.5 in)
Nominal Impedance	8 Ω
Minimum Impedance	6.5 Ω
Power Handling (150 - 1500 Hz)	
Nominal (AES)[1]	150 W
Continuous Program[2]	300 W
Sensitivity (1W/1m)[3]	96.5 dB
Frequency Range	150 - 6000 Hz
Voice Coil Diameter	44 mm (1.7 in)
Winding Material	Aluminium
Former Material	Glass Fibre
Winding Depth	10 mm (0.37 in)
Magnetic Gap Depth	6 mm (0.25 in)
Flux Density	1.45 T
Magnet Material	Neodymium Ring

Also available in 16 Ω, data upon request

THIELE & SMALL PARAMETERS[4]

Fs	140 Hz
Re	5.4 Ω
Qes	0.46
Qms	2.8
Qts	0.40
Vas	2.7 dm³ (0.09 ft³)
Sd	132 cm² (20.5 in²)
η_0	1.6 %
X max	± 2.5 mm
X var	± 3.0 mm
Mms	11 g
Bl	11 T·m
Le	0.47 mH
EBP	304 Hz

MOUNTING AND SHIPPING INFORMATION

Overall Diameter	187 mm (7.4 in)
Bolt Circle Diameter	172 mm (6.7 in)
Baffle Cutout Diameter	145 mm (5.7 in)
Depth	73 mm (2.9 in)
Flange and Gasket Thickness	11 mm (0.4 in)
Air volume occupied by driver	0.6 dm³ (0.02 ft³)
Net Weight	1.0 kg (2.2 lb)
Shipping Weight	1.25 kg (2.75 lb)
Shipping Box	214x214x105 mm (8.43x8.43x4.14 in)
Service kit	RCK06MDN44-8

[1] 2 hours test made with continuous pink noise signal (6 dB crest factor) within the specified range Fs-10Fs. Power calculated on rated minimum impedance. Loudspeaker in free air.

[2] Power on Continuous Program is defined as 3 dB greater than the Nominal rating.

[3] Applied RMS Voltage is set to 2.83 V for 8 ohms Nominal Impedance. Average SPL from 500 to 5000 Hz.

[4] Thiele-Small parameters are measured after a high level 20 Hz sine wave preconditioning test.

B&C SPEAKERS®

ND LF DRIVERS

6MBX44

ND WOOFER

300 W
continuous program power capacity

44 mm (1.7 in)
aluminium voice coil

Neodymium magnet allows a very light yet powerful motor assembly

98 dB
sensitivity

90 - 5000 Hz
response

Aluminium demodulating ring allows a very low distortion

SENSITIVITY

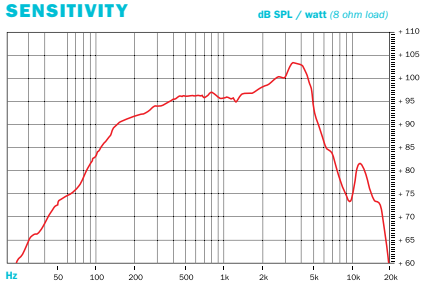

IMPEDANCE

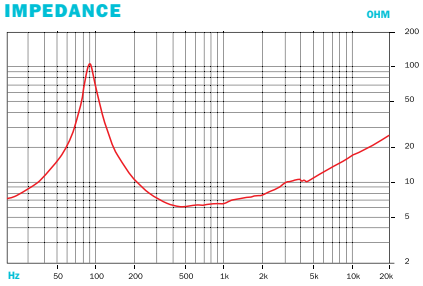

SPECIFICATIONS

Nominal Diameter	170 mm (6.5 in)
Nominal Impedance	8 Ω
Minimum Impedance	6 Ω
Power Handling (90 - 900 Hz)	
Nominal (AES)[1]	150 W
Continuous Program[2]	300 W
Sensitivity (1W/1m)[3]	98 dB
Frequency Range	90 - 5000 Hz
Voice Coil Diameter	44 mm (1.7 in)
Winding Material	Aluminium
Former Material	Glass Fibre
Winding Depth	10 mm (0.37 in)
Magnetic Gap Depth	6 mm (0.25 in)
Flux Density	1.55 T
Magnet Material	Neodymium Ring

Also available in 16 Ω, data upon request

THIELE & SMALL PARAMETERS[4]

Fs	90 Hz
Re	5.1 Ω
Qes	0.28
Qms	3.5
Qts	0.27
Vas	5.8 dm³ (0.2 ft³)
Sd	132 cm² (20.46 in²)
η_0	1.4 %
X max	± 3.5 mm
X var	± 4.8 mm
Mms	12 g
Bl	11.7 T·m
Le	0.2 mH
EBP	321 Hz

MOUNTING AND SHIPPING INFORMATION

Overall Diameter	187 mm (7.36 in)
Bolt Circle Diameter	172 mm (6.7 in)
Baffle Cutout Diameter	145 mm (5.7 in)
Depth	87 mm (3.43 in)
Flange and Gasket Thickness	11 mm (0.4 in)
Air volume occupied by driver	0.63 dm³ (0.02 ft³)
Net Weight	1.5 kg (3.31 lb)
Shipping Weight	1.75 kg (3.86 lb)
Shipping Box	214x214x105 mm (8.43x8.43x4.14 in)
Service kit	RCK006MBX44-8

[1] 2 hours test made with continuous pink noise signal (6 dB crest factor) within the range Fs-10Fs. Power calculated on rated minimum impedance. Loudspeaker in free air.

[2] Power on Continuous Program is defined as 3 dB greater than the Nominal rating.

[3] Applied RMS Voltage is set to 2.83 V for 8 ohms Nominal Impedance.

[4] Thiele-Small parameters are measured after a high level 20 Hz sine wave preconditioning test.

B&C SPEAKERS®

ND LF DRIVERS

6NDL38

ND WOOFER

300 W
continuous program power capacity

38 mm (1.5 in)
copper voice coil

Neodymium magnet allows a very light yet powerful motor assembly

92 dB
sensitivity

70 - 6000 Hz
response

Aluminium demodulating ring allows a very low distortion

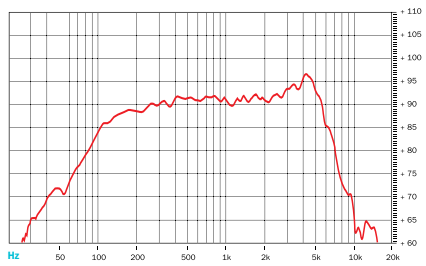

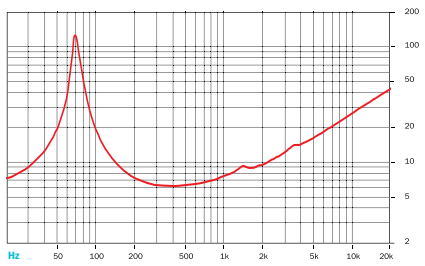

SPECIFICATIONS

Nominal Diameter	170 mm (6.5 in)
Nominal Impedance	8 Ω
Minimum Impedance	6 Ω
Power Handling (70 - 700 Hz)	
Nominal (AES)[1]	150 W
Continuous Program[2]	300 W
Sensitivity (1W/1m)[3]	92 dB
Frequency Range	70 - 6000 Hz
Voice Coil Diameter	38 mm (1.5 in)
Winding Material	Copper
Former Material	Kapton
Winding Depth	12 mm (0.5 in)
Magnetic Gap Depth	6 mm (0.25 in)
Flux Density	1.15 T
Magnet Material	Neodymium Ring

Also available in 4 and 16 Ω, data upon request

THIELE & SMALL PARAMETERS[4]

Fs	72 Hz
Re	5.2 Ω
Qes	0.44
Qms	11.5
Qts	0.42
Vas	7 dm³ (0.25 ft³)
Sd	132 cm² (20.5 in²)
η_0	0.6 %
X max	± 6 mm
X var	± 5.5 mm
Mms	17 g
Bl	9.5 T·m
Le	0.6 mH
EBP	163 Hz

MOUNTING AND SHIPPING INFORMATION

Overall Diameter	187 mm (7.4 in)
Bolt Circle Diameter	172 mm (6.7 in)
Baffle Cutout Diameter	145 mm (5.7 in)
Depth	85 mm (3.3 in)
Flange and Gasket Thickness	11 mm (0.4 in)
Air volume occupied by driver	0.63 dm³ (0.02 ft³)
Net Weight	1.2 kg (2.6 lb)
Shipping Weight	1.45 kg (3.2 lb)
Shipping Box	214x214x105 mm (8.43x8.43x4.14 in)
Service kit	RCK06NDL38-8

[1] 2 hours test made with continuous pink noise signal (6 dB crest factor) within the specified range Fs-10Fs. Power calculated on rated minimum impedance. Loudspeaker in free air.

[2] Power on Continuous Program is defined as 3 dB greater than the Nominal rating.

[3] Applied RMS Voltage is set to 2.83 V for 8 ohms Nominal Impedance. Average SPL from 500 to 5000 Hz.

[4] Thiele-Small parameters are measured after a high level 20 Hz sine wave preconditioning test.

B&C SPEAKERS®

ND LF DRIVERS

8MDN51

ND WOOFER

400 W
continuous program power capacity

51 mm (2 in)
copper voice coil

Neodymium ring magnet assembly

Ventilated voice coil gap for reduced power compression

97 dB
sensitivity

70 - 4000 Hz
response

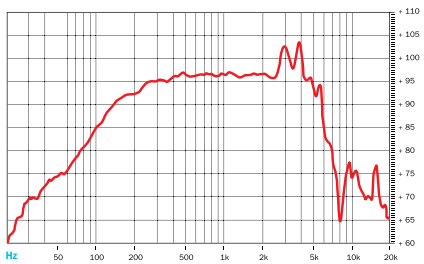

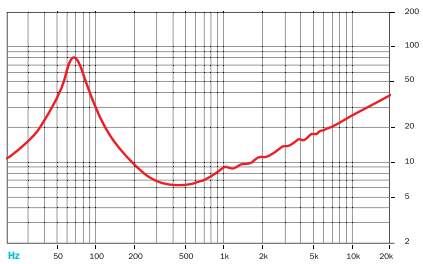

SPECIFICATIONS

Nominal Diameter	200 mm (8 in)
Nominal Impedance	8 Ω
Minimum Impedance	7.7 Ω
Power Handling (70 - 700 Hz)	
Nominal (AES)[1]	200 W
Continuous Program[2]	400 W
Sensitivity (1W/1m)[3]	97 dB
Frequency Range	70 - 4000 Hz
Voice Coil Diameter	51 mm (2 in)
Winding Material	Aluminium
Former Material	Kapton
Winding Depth	16 mm (0.62 in)
Magnetic Gap Depth	8 mm (0.31 in)
Flux Density	1.45 T
Magnet Material	Neodymium Ring

Also available in 4 and 16 Ω, data upon request

THIELE & SMALL PARAMETERS[4]

Fs	70 Hz
Re	5.1 Ω
Qes	0.21
Qms	3.7
Qts	0.2
Vas	16 dm³ (0.6 ft³)
Sd	220 cm² (34.1 in²)
η_0	2.4%
X max	± 6 mm
X var	± 6 mm
Mms	23 g
Bl	15.3 T·m
Le	0.8 mH
EBP	333 Hz

MOUNTING AND SHIPPING INFORMATION

Overall Diameter	225 mm (8.8 in)
Bolt Circle Diameter	210 mm (8.3 in)
Baffle Cutout Diameter	187 mm (7.4 in)
Depth	94 mm (3.7 in)
Flange and Gasket Thickness	11 mm (0.4 in)
Air volume occupied by driver	1.1 dm³ (0.04 ft³)
Net Weight	2.55 kg (5.6 lb)
Shipping Weight	2.95 kg (6.5 lb)
Shipping Box	259x259x130 mm (10.2x10.2x5.12in)
Service kit	RCK008MDN51-8

[1] 2 hours test made with continuous pink noise signal (6 dB crest factor) within the specified range Fs-10Fs. Power calculated on rated minimum impedance. Loudspeaker in free air.

[2] Power on Continuous Program is defined as 3 dB greater than the Nominal rating.

[3] Applied RMS Voltage is set to 2.83 V for 8 ohms Nominal Impedance. Average SPL from 300 to 3000 Hz.

[4] Thiele-Small parameters are measured after a high level 20 Hz sine wave preconditioning test.

B&C SPEAKERS®

ND LF DRIVERS

8MBX51

ND WOOFER

400 W
continuous program power capacity

50 mm (2 in)
copper voice coil

Neodymium ring magnet assembly

Aluminium ring allows a very low distortion

96.5 dB
sensitivity

60 - 4000 Hz
response

Ventilated voice coil gap for reduced power compression



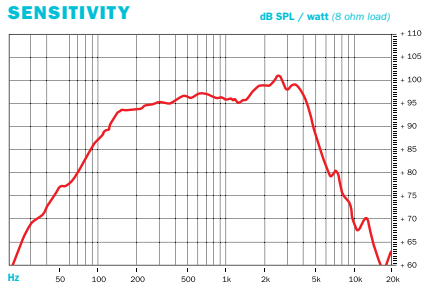

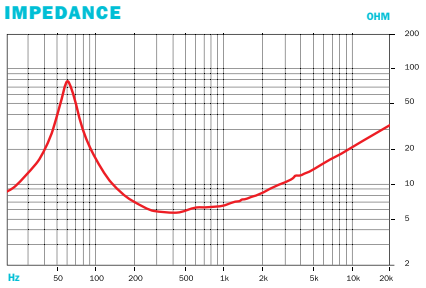

SPECIFICATIONS

Nominal Diameter	200 mm (8 in)
Nominal Impedance	8 Ω
Minimum Impedance	5.9 Ω
Power Handling (60 - 600 Hz)	
Nominal (AES)[1]	200 W
Continuous Program[2]	400 W
Sensitivity (1W/1m)[3]	96.5 dB
Frequency Range	60 - 4000 Hz
Voice Coil Diameter	51 mm (2 in)
Winding Material	Aluminium
Former Material	Glass Fibre
Winding Depth	15 mm (0.59 in)
Magnetic Gap Depth	7 mm (0.28 in)
Flux Density	1.3 T
Magnet Material	Neodymium Ring

Also available in 16 Ω, data upon request

THIELE & SMALL PARAMETERS[4]

Fs	60 Hz
Re	4.9 Ω
Qes	0.31
Qms	5.6
Qts	0.29
Vas	23 dm³ (0.81 ft³)
Sd	220 cm² (34.1 in²)
η_0	1.7 %
X max	± 6 mm
X var	± 8 mm
Mms	20 g
Bl	11.4 T·m
Le	0.4 mH
EBP	193 Hz

MOUNTING AND SHIPPING INFORMATION

Overall Diameter	225 mm (8.86 in)
Bolt Circle Diameter	210 mm (8.27 in)
Baffle Cutout Diameter	187 mm (7.36 in)
Depth	92 mm (3.62 in)
Flange and Gasket Thickness	9 mm (0.35 in)
Air volume occupied by driver	1.1 dm³ (0.04 ft³)
Net Weight	1.8 kg (3.97 lb)
Shipping Weight	2.2 kg (4.85 lb)
Shipping Box	259x259x130 mm (10.2x10.2x5.12 in)
Service kit	RCK008MBX51-8

[1] 2 hours test made with continuous pink noise signal (6 dB crest factor) within the range Fs-10Fs. Power calculated on rated minimum impedance. Loudspeaker in free air.

[2] Power on Continuous Program is defined as 3 dB greater than the Nominal rating.

[3] Applied RMS Voltage is set to 2.83 V for 8 ohms Nominal Impedance.

[4] Thiele-Small parameters are measured after a high level 20 Hz sine wave preconditioning test.

B&C SPEAKERS®

ND LF DRIVERS

8NDL51

ND WOOFER

400 W
continuous program power capacity

51 mm (2 in)
copper voice coil

94 dB
sensitivity

65 - 3000 Hz
response

Neodymium magnet allows a very light yet powerful motor assembly

Shorting copper cap for extended HF response

Ventilated voice coil gap for reduced power compression

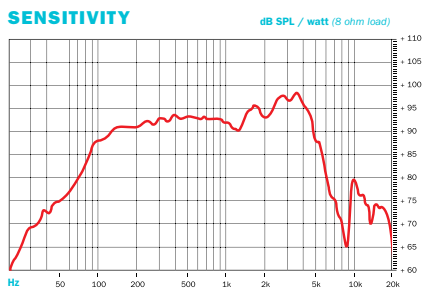

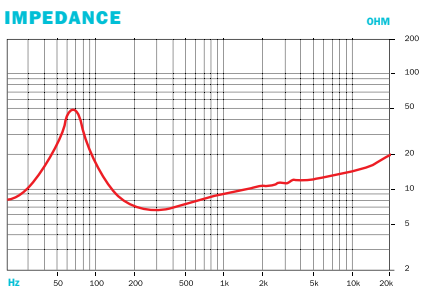

SPECIFICATIONS

Nominal Diameter	200 mm (8 in)
Nominal Impedance	8 Ω
Minimum Impedance	6.6 Ω
Power Handling (70 - 700 Hz)	
Nominal (AES)[1]	200 W
Continuous Program[2]	400 W
Sensitivity (1W/1m)[3]	94 dB
Frequency Range	65 - 3000 Hz
Voice Coil Diameter	51 mm (2 in)
Winding Material	Copper
Former Material	Glass Fibre
Winding Depth	16.5 mm (0.65 in)
Magnetic Gap Depth	8 mm (0.31 in)
Flux Density	1.05 T
Magnet Material	Neodymium Inside Slug

Also available in 4 and 16 Ω, data upon request

THIELE & SMALL PARAMETERS[4]

Fs	66 Hz
Re	5.3 Ω
Qes	0.41
Qms	3.6
Qts	0.37
Vas	14 dm³ (0.49 ft³)
Sd	220 cm² (34.1 in²)
η_0	1 %
X max	± 7 mm
X var	± 7 mm
Mms	28 g
Bl	12.4 T·m
Le	0.5 mH
EBP	160 Hz

MOUNTING AND SHIPPING INFORMATION

Overall Diameter	225 mm (8.8 in)
Bolt Circle Diameter	210 mm (8.3 in)
Baffle Cutout Diameter	187 mm (7.4 in)
Depth	90 mm (3.5 in)
Flange and Gasket Thickness	11 mm (0.4 in)
Air volume occupied by driver	1.1 dm³ (0.04 ft³)
Net Weight	1.8 kg (4 lb)
Shipping Weight	2.2 kg (4.8 lb)
Shipping Box	259x259x130 mm (10.2x10.2x5.12 in)
Service kit	RCK008NDL51-8

[1] 2 hours test made with continuous pink noise signal (6 dB crest factor) within the specified range. Power calculated on rated minimum impedance. Loudspeaker in free air.

[2] Power on Continuous Program is defined as 3 dB greater than the Nominal rating.

[3] Applied RMS Voltage is set to 2.83 V for 8 ohms Nominal Impedance. Average SPL from 300 to 3000 Hz.

[4] Thiele-Small parameters are measured after a high level 20 Hz sine wave preconditioning test.

B&C SPEAKERS®

ND LF DRIVERS

8NW51

ND WOOFER

400 W
continuous program power capacity

51 mm (2 in)
copper voice coil

96.5 dB
sensitivity

70 - 3000 Hz
response

Neodymium ring magnet allows a very high force factor and linear excursion

Shorting copper cap for extended HF response

Ventilated voice coil gap for reduced power compression

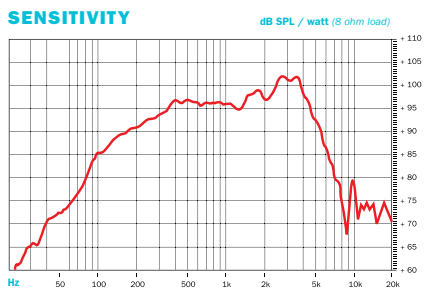

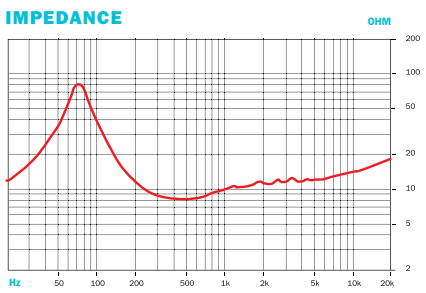

SPECIFICATIONS

Nominal Diameter	200 mm (8 in)
Nominal Impedance	8 Ω
Minimum Impedance	7.7 Ω
Power Handling (70 - 700 Hz)	
Nominal (AES)[1]	200 W
Continuous Program[2]	400 W
Sensitivity (1W/1m)[3]	96.5 dB
Frequency Range	70 - 3000 Hz
Voice Coil Diameter	51 mm (2 in)
Winding Material	Copper
Former Material	Glass Fibre
Winding Depth	18.5 mm (0.73 in)
Magnetic Gap Depth	10 mm (0.4 in)
Flux Density	1.3 T
Magnet Material	Neodymium Ring

Also available in 16 Ω, data upon request

THIELE & SMALL PARAMETERS[4]

Fs	74 Hz
Re	5.2 Ω
Qes	0.19
Qms	2.7
Qts	0.17
Vas	11 dm³ (0.4 ft³)
Sd	220 cm² (34.1 in²)
η_0	2.4 %
X max	± 6 mm
X var	± 6 mm
Mms	28 g
Bl	18.9 T·m
Le	0.4 mH
EBP	389 Hz

MOUNTING AND SHIPPING INFORMATION

Overall Diameter	225 mm (8.8 in)
Bolt Circle Diameter	210 mm (8.3 in)
Baffle Cutout Diameter	187 mm (7.4 in)
Depth	100 mm (4 in)
Flange and Gasket Thickness	11 mm (0.4 in)
Air volume occupied by driver	1.1 dm³ (0.04 ft³)
Net Weight	3 kg (6.6 lb)
Shipping Weight	3.4 kg (7.5 lb)
Shipping Box	259x259x130 mm (10.2x10.2x5.12 in)
Service kit	RCK008NW51-8

[1] 2 hours test made with continuous pink noise signal (6 dB crest factor) within the specified range Fs-10Fs. Power calculated on rated minimum impedance. Loudspeaker in free air.

[2] Power on Continuous Program is defined as 3 dB greater than the Nominal rating.

[3] Applied RMS Voltage is set to 2.83 V for 8 ohms Nominal Impedance. Average SPL from 400 to 2500 Hz.

[4] Thiele-Small parameters are measured after a high level 20 Hz sine wave preconditioning test.

B&C SPEAKERS®

ND LF DRIVERS

8NDL64

ND WOOFER

700 W
continuous program power capacity

64 mm (2.5 in)
copper voice coil

Neodymium inside slug magnet assembly

Shorting copper cap for extended HF response

Ventilated voice coil gap for reduced power compression

97 dB
sensitivity

80 - 4000 Hz
response



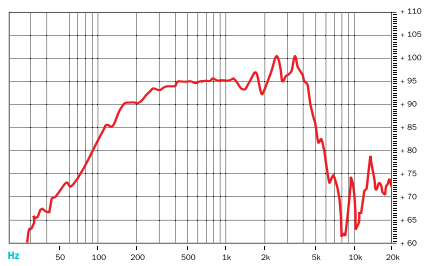

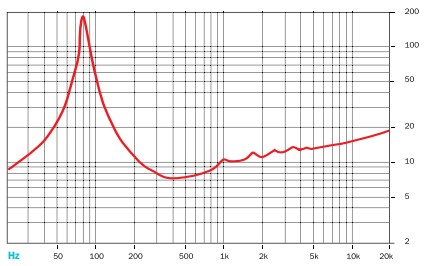

SPECIFICATIONS

Nominal Diameter	200 mm (8 in)
Nominal Impedance	8 Ω
Minimum Impedance	7.2 Ω
Power Handling (80 - 800 Hz)	
Nominal (AES)[1]	350 W
Continuous Program[2]	700 W
Sensitivity (1W/1m)[3]	97 dB
Frequency Range	80 - 4000 Hz
Voice Coil Diameter	64 mm (2.5 in)
Winding Material	Copper
Former Material	Glass Fibre
Winding Depth	14 mm (0.55 in)
Magnetic Gap Depth	8 mm (0.31 in)
Flux Density	1.25 T
Magnet Material	Neodymium Inside Slug

Also available in 16 Ω, data upon request

THIELE & SMALL PARAMETERS[4]

Fs	80 Hz
Re	5.4 Ω
Qes	0.24
Qms	11
Qts	0.25
Vas	10 dm³ (0.35 ft³)
Sd	220 cm² (34.1 in²)
η_0	1.9 %
X max	± 4.5 mm
X var	± 5.0 mm
Mms	28 g
Bl	17.5 T·m
Le	0.62 mH
EBP	333 Hz

MOUNTING AND SHIPPING INFORMATION

Overall Diameter	225 mm (8.8 in)
Bolt Circle Diameter	210 mm (8.3 in)
Baffle Cutout Diameter	187 mm (7.4 in)
Depth	95 mm (3.74 in)
Flange and Gasket Thickness	10 mm (0.39 in)
Air volume occupied by driver	1.5 dm³ (0.05 ft³)
Net Weight	2.8 kg (6.17 lb)
Shipping Weight	3.2 kg (7.05 lb)
Shipping Box	259x259x130 mm (10.2x10.2x5.12in)
Service kit	RCK008NDL64-8

[1] 2 hours test made with continuous pink noise signal (6 dB crest factor) within the range Fs-10Fs. Power calculated on rated minimum impedance. Loudspeaker in free air.

[2] Power on Continuous Program is defined as 3 dB greater than the Nominal rating.

[3] Applied RMS Voltage is set to 2.83 V for 8 ohms Nominal Impedance.

[4] Thiele-Small parameters are measured after a high level 20 Hz sine wave preconditioning test.

B&C SPEAKERS®

ND LF DRIVERS

8BG51

ND WOOFER



500 W
continuous program power capacity

51 mm (2 in)
copper voice coil

92 dB
sensitivity

50 - 4000 Hz
response

Neodymium magnet allows a very light yet powerful motor assembly

Shorting copper cap for extended HF response

Ventilated voice coil gap for reduced power compression

SENSITIVITY

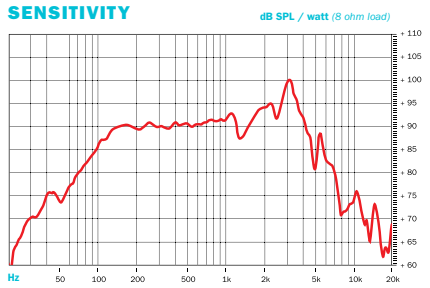

IMPEDANCE

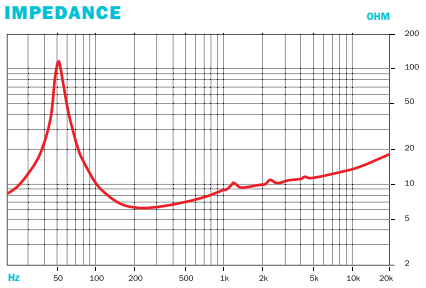

SPECIFICATIONS

Nominal Diameter	200 mm (8 in)
Nominal Impedance	8 Ω
Minimum Impedance	6.0 Ω
Power Handling (70 - 700 Hz)	
Nominal (AES)[1]	250 W
Continuous Program[2]	500 W
Sensitivity (1W/1m)[3]	92 dB
Frequency Range	50 - 4000 Hz
Voice Coil Diameter	51 mm (2 in)
Winding Material	Copper
Former Material	Glass Fibre
Winding Depth	17 mm (0.65 in)
Magnetic Gap Depth	8 mm (0.31 in)
Flux Density	1.15 T
Magnet Material	Neodymium Inside Slug

Also available in 16 Ω, data upon request

THIELE & SMALL PARAMETERS[4]

Fs	52 Hz
Re	5.1 Ω
Qes	0.42
Qms	12.3
Qts	0.4
Vas	18 dm³ (0.63 ft³)
Sd	220 cm² (34.1 in²)
η_0	0.6 %
X max	± 6.5 mm
X var	± 8.0 mm
Mms	35 g
Bl	11.8 T·m
Le	0.5 mH
EBP	123 Hz

MOUNTING AND SHIPPING INFORMATION

Overall Diameter	225 mm (8.8 in)
Bolt Circle Diameter	210 mm (8.3 in)
Baffle Cutout Diameter	187 mm (7.4 in)
Depth	90 mm (3.5 in)
Flange and Gasket Thickness	11 mm (0.43 in)
Air volume occupied by driver	1.1 dm³ (0.04 ft³)
Net Weight	1.8 kg (4.0 lb)
Shipping Weight	2.2 kg (4.8 lb)
Shipping Box	259x259x130 mm (10.2x10.2x5.12 in)
Service kit	RCK008BG51-8

[1] 2 hours test made with continuous pink noise signal (6 dB crest factor) within the range Fs-10Fs. Power calculated on rated minimum impedance. Loudspeaker in free air.

[2] Power on Continuous Program is defined as 3 dB greater than the Nominal rating.

[3] Applied RMS Voltage is set to 2.83 V for 8 ohms Nominal Impedance.

[4] Thiele-Small parameters are measured after a high level 20 Hz sine wave preconditioning test.

B&C SPEAKERS®

ND LF DRIVERS

10HPL64

ND WOOFER

400 W
continuous program power capacity

64 mm (2.5 in)
aluminium voice coil

Neodymium magnet allows a very light yet powerful motor assembly

98.5 dB
sensitivity

60 - 4000 Hz
response

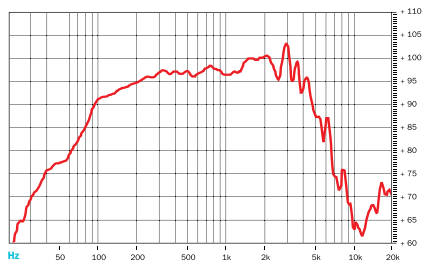

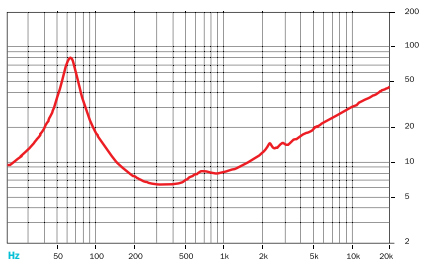

SPECIFICATIONS

Nominal Diameter	250 mm (10 in)
Nominal Impedance	8 Ω
Minimum Impedance	6.2 Ω
Power Handling (50 - 500 Hz)	
Nominal (AES)[1]	200 W
Continuous Program[2]	400 W
Sensitivity (1W/1m)[3]	98.5 dB
Frequency Range	60 - 4000 Hz
Voice Coil Diameter	64 mm (2.5 in)
Winding Material	Aluminium
Former Material	Glass Fibre
Winding Depth	12 mm (0.47 in)
Magnetic Gap Depth	8 mm (0.31 in)
Flux Density	1.25 T
Magnet Material	Neodymium Inside Slug

Also available in 16 Ω, data upon request

THIELE & SMALL PARAMETERS[4]

Fs	61 Hz
Re	5.4 Ω
Qes	0.33
Qms	4.5
Qts	0.31
Vas	32 dm^3 (1.1 ft^3)
Sd	320 cm^2 (50 in^2)
η_0	2.5 %
X max	± 4 mm
X var	± 5.5 mm
Mms	29 g
Bl	15 T·m
Le	0.5 mH
EBP	184 Hz

MOUNTING AND SHIPPING INFORMATION

Overall Diameter	261 mm (10.3 in)
Bolt Circle Diameter	245 mm (9.6 in)
Baffle Cutout Diameter	230 mm (9.1 in)
Depth	122 mm (4.8 in)
Flange and Gasket Thickness	12.5 mm (0.5 in)
Air volume occupied by driver	1.5 dm^3 (0.05 ft^3)
Net Weight	2 kg (4.4 lb)
Shipping Weight	2.6 kg (5.7 lb)
Shipping Box	294x314x165 mm (11.58x11.58x6.5 in)
Service kit	RCK010HPL64-8

[1] 2 hours test made with continuous pink noise signal (6 dB crest factor) within the specified range Fs-10Fs. Power calculated on rated minimum impedance. Loudspeaker in free air.

[2] Power on Continuous Program is defined as 3 dB greater than the Nominal rating.

[3] Applied RMS Voltage is set to 2.83 V for 8 ohms Nominal Impedance. Average SPL from 200 to 4000 Hz.

[4] Thiele-Small parameters are measured after a high level 20 Hz sine wave preconditioning test.

B&C SPEAKERS®

ND LF DRIVERS

10NDL64

ND WOOFER

500 W
continuous program power capacity

64 mm (2.5 in)
aluminium voice coil

Neodymium magnet allows a very light yet powerful motor assembly

97 dB
sensitivity

50 - 3000 Hz
response

Ventilated voice coil gap for reduced power compression

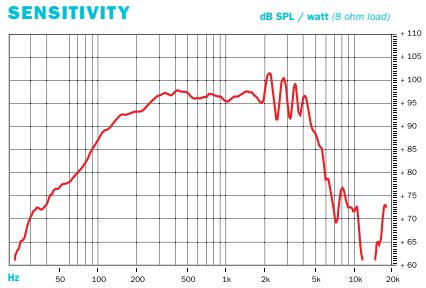

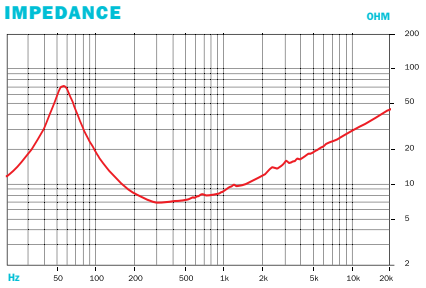

SPECIFICATIONS

Nominal Diameter	250 mm (10 in)
Nominal Impedance	8 Ω
Minimum Impedance	7 Ω
Power Handling (60 - 600 Hz)	
Nominal (AES)[1]	250 W
Continuous Program[2]	500 W
Sensitivity (1W/1m)[3]	97 dB
Frequency Range	50 - 3000 Hz
Voice Coil Diameter	64 mm (2.5 in)
Winding Material	Aluminium
Former Material	Glass Fibre
Winding Depth	14 mm (0.55 in)
Magnetic Gap Depth	8 mm (0.31 in)
Flux Density	1.25 T
Magnet Material	Neodymium Inside Slug

Also available in 4 and 16 Ω, data upon request

THIELE & SMALL PARAMETERS[4]

Fs	56 Hz
Re	5.7 Ω
Qes	0.29
Qms	3.4
Qts	0.26
Vas	31 dm³ (1.1 ft³)
Sd	320 cm² (49.1 in²)
η_0	1.8 %
X max	± 6 mm
X var	± 7 mm
Mms	37 g
Bl	16.2 T·m
Le	0.9 mH
EBP	193 Hz

MOUNTING AND SHIPPING INFORMATION

Overall Diameter	261 mm (10.3 in)
Bolt Circle Diameter	245 mm (9.6 in)
Baffle Cutout Diameter	230 mm (8.8 in)
Depth	113 mm (4.4 in)
Flange and Gasket Thickness	13 mm (0.5 in)
Air volume occupied by driver	1.5 dm³ (0.05 ft³)
Net Weight	2.9 kg (6.4 lb)
Shipping Weight	3.5 kg (7.7 lb)
Shipping Box	294x314x165 mm (11.58x11.58x6.5 in)
Service kit	RCK10NDL64-8

[1] 2 hours test made with continuous pink noise signal (6 dB crest factor) within the specified range Fs-10Fs. Power calculated on rated minimum impedance. Loudspeaker in free air.

[2] Power on Continuous Program is defined as 3 dB greater than the Nominal rating.

[3] Applied RMS Voltage is set to 2.83 V for 8 ohms Nominal Impedance. Average SPL from 300 to 3000 Hz.

[4] Thiele-Small parameters are measured after a high level 20 Hz sine wave preconditioning test.

B&C SPEAKERS®

ND LF DRIVERS

10NW64

ND WOOFER

600 W
continuous program power capacity

64 mm (2.5 in)
copper voice coil

96 dB
sensitivity

50 - 2500 Hz
response

Neodymium magnet allows a very light yet powerful motor assembly

Shorting copper cap for extended HF response

Ventilated voice coil gap for reduced power compression

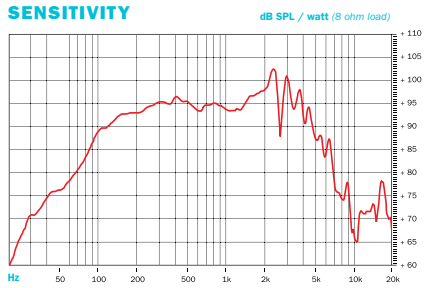

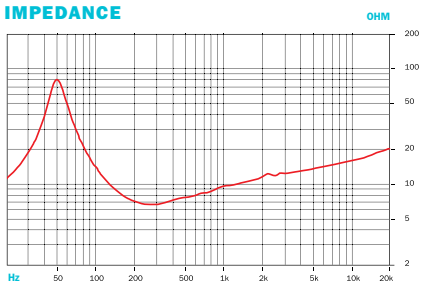

SPECIFICATIONS

Nominal Diameter	250 mm (10 in)
Nominal Impedance	8 Ω
Minimum Impedance	6.5 Ω
Power Handling (60 - 600 Hz)	
Nominal (AES)[1]	300 W
Continuous Program[2]	600 W
Sensitivity (1W/1m)[3]	96 dB
Frequency Range	50 - 2500 Hz
Voice Coil Diameter	64 mm (2.5 in)
Winding Material	Copper
Former Material	Glass Fibre
Winding Depth	16 mm (0.62 in)
Magnetic Gap Depth	8 mm (0.31 in)
Flux Density	1.25 T
Magnet Material	Neodymium Inside Slug

Also available in 4 and 16 Ω, data upon request

THIELE & SMALL PARAMETERS[4]

Fs	50 Hz
Re	5.2 Ω
Qes	0.27
Qms	4.5
Qts	0.26
Vas	27.5 dm³ (0.95 ft³)
Sd	320 cm² (50.0 in²)
η_0	1.3 %
X max	± 8 mm
X var	± 10 mm
Mms	47 g
Bl	17.5 T·m
Le	0.47 mH
EBP	185 Hz

MOUNTING AND SHIPPING INFORMATION

Overall Diameter	261 mm (10.3 in)
Bolt Circle Diameter	245 mm (9.6 in)
Baffle Cutout Diameter	230 mm (9.1 in)
Depth	113 mm (4.4 in)
Flange and Gasket Thickness	13 mm (0.5 in)
Air volume occupied by driver	1.5 dm³ (0.05 ft³)
Net Weight	2.9 kg (6.4 lb)
Shipping Weight	3.5 kg (7.7 lb)
Shipping Box	294x314x165 mm (11.58x11.58x6.5 in)
Service kit	RCK10NW64-8

[1] 2 hours test made with continuous pink noise signal (6 dB crest factor) within the specified range Fs-10Fs. Power calculated on rated minimum impedance. Loudspeaker in free air.

[2] Power on Continuous Program is defined as 3 dB greater than the Nominal rating.

[3] Applied RMS Voltage is set to 2.83 V for 8 ohms Nominal Impedance. Average SPL from 250 to 2500 Hz.

[4] Thiele-Small parameters are measured after a high level 20 Hz sine wave preconditioning test.

B&C SPEAKERS®

ND LF DRIVERS

12NDL76

ND WOOFER

800 W
continuous program power capacity

76 mm (3 in)
aluminium voice coil

Neodymium magnet allows a very light yet powerful motor assembly

100 dB
sensitivity

50 - 2000 Hz
response

Ventilated voice coil gap for reduced power compression

SENSITIVITY

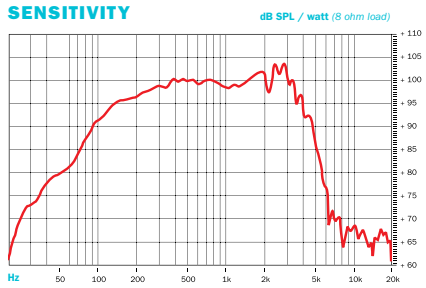

IMPEDANCE

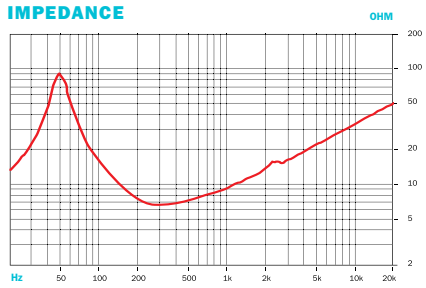

SPECIFICATIONS

Nominal Diameter	320 mm (12 in)
Nominal Impedance	8 Ω
Minimum Impedance	6.2 Ω
Power Handling (60 - 600 Hz)	
Nominal (AES)[1]	400 W
Continuous Program[2]	800 W
Sensitivity (1W/1m)[3]	100 dB
Frequency Range	50 - 2000 Hz
Voice Coil Diameter	76 mm (3 in)
Winding Material	Aluminium
Former Material	Glass Fibre
Winding Depth	19 mm (0.75 in)
Magnetic Gap Depth	10 mm (0.4 in)
Flux Density	1.25 T
Magnet Material	Neodymium Inside Slug

Also available in 4 and 16 Ω, data upon request

THIELE & SMALL PARAMETERS[4]

Fs	50 Hz
Re	5.3 Ω
Qes	0.21
Qms	4.2
Qts	0.20
Vas	73 dm³ (2.5 ft³)
Sd	522 cm² (80.9 in²)
η_0	4.3 %
X max	± 6.5 mm
X var	± 6.5 mm
Mms	53 g
Bl	20.1 T·m
Le	1.0 mH
EBP	238 Hz

MOUNTING AND SHIPPING INFORMATION

Overall Diameter	315 mm (12.4 in)
Bolt Circle Diameter	298 mm (11.7 in)
Baffle Cutout Diameter	283 mm (11.1 in)
Depth	141 mm (5.5 in)
Flange and Gasket Thickness	14 mm (0.55 in)
Air volume occupied by driver	2.5 dm³ (0.08 ft³)
Net Weight	3.9 kg (8.6 lb)
Shipping Weight	4.5 kg (9.9 lb)
Shipping Box	364x364x180 mm (14.34x14.34x7.09 in)
Service kit	RCK12NDL76-8

[1] 2 hours test made with continuous pink noise signal (6 dB crest factor) within the specified range Fs-10Fs. Power calculated on rated minimum impedance. Loudspeaker in free air.

[2] Power on Continuous Program is defined as 3 dB greater than the Nominal rating.

[3] Applied RMS Voltage is set to 2.83 V for 8 ohms Nominal Impedance. Average SPL from 300 to 3000 Hz.

[4] Thiele-Small parameters are measured after a high level 20 Hz sine wave preconditioning test.

B&C SPEAKERS®

ND LF DRIVERS

12NW76

ND WOOFER

1000 W
continuous program power capacity

76 mm (3 in)
aluminium voice coil

98.5 dB
sensitivity

40 - 2000 Hz
response

Neodymium ring magnet allows a very high force factor and linear excursion

Aluminium demodulating ring allows a very low distortion

Ventilated voice coil gap for reduced power compression

SENSITIVITY

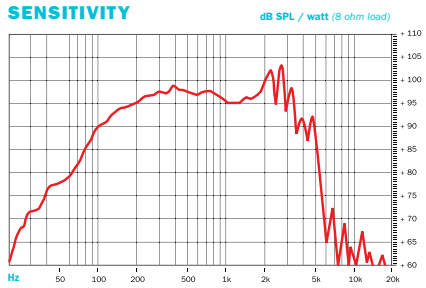

IMPEDANCE

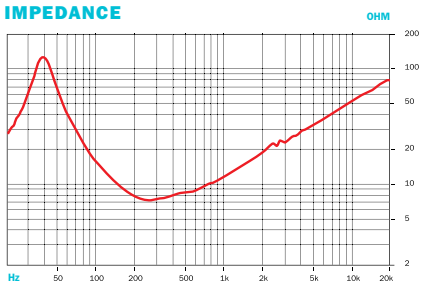

SPECIFICATIONS

Nominal Diameter	320 mm (12 in)
Nominal Impedance	8 Ω
Minimum Impedance	6.9 Ω
Power Handling (50 - 500 Hz)	
Nominal (AES)[1]	500 W
Continuous Program[2]	1000 W
Sensitivity (1W/1m)[3]	98.5 dB
Frequency Range	40 - 2000 Hz
Voice Coil Diameter	76 mm (3 in)
Winding Material	Copper
Former Material	Glass Fibre
Winding Depth	19 mm (0.75 in)
Magnetic Gap Depth	11 mm (0.43 in)
Flux Density	1.3 T
Magnet Material	Neodymium Ring

Also available in 4 and 16 Ω, data upon request

THIELE & SMALL PARAMETERS[4]

Fs	40 Hz
Re	5.3 Ω
Qes	0.17
Qms	3.7
Qts	0.16
Vas	76 dm³ (2.7 ft³)
Sd	522 cm² (80.9 in²)
η_0	2.8 %
X max	± 8 mm
X var	± 10 mm
Mms	77 g
Bl	25.5 T·m
Le	1.25 mH
EBP	235 Hz

MOUNTING AND SHIPPING INFORMATION

Overall Diameter	315 mm (12.4 in)
Bolt Circle Diameter	298 mm (11.7 in)
Baffle Cutout Diameter	283 mm (11.1 in)
Depth	147 mm (5.8 in)
Flange and Gasket Thickness	14 mm (0.55 in)
Air volume occupied by driver	2.5 dm³ (0.08 ft³)
Net Weight	4.9 kg (10.8 lb)
Shipping Weight	5.6 kg (12.3 lb)
Shipping Box	364x364x180 mm (14.34x14.34x7.09 in)
Service kit	RCK12NW76-8

[1] 2 hours test made with continuous pink noise signal (6 dB crest factor) within the specified range Fs-10Fs. Power calculated on rated minimum impedance. Loudspeaker in free air.

[2] Power on Continuous Program is defined as 3 dB greater than the Nominal rating.

[3] Applied RMS Voltage is set to 2.83 V for 8 ohms Nominal Impedance. Average SPL from 300 to 3000 Hz.

[4] Thiele-Small parameters are measured after a high level 20 Hz sine wave preconditioning test.

B&C SPEAKERS®

ND LF DRIVERS

12NDL88

ND WOOFER

1400 W
continuous program power capacity

88 mm (3.5 in)
aluminium voice coil

98 dB
sensitivity

50 - 3000 Hz
response

SENSITIVITY

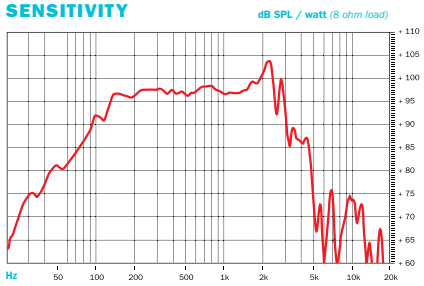

IMPEDANCE

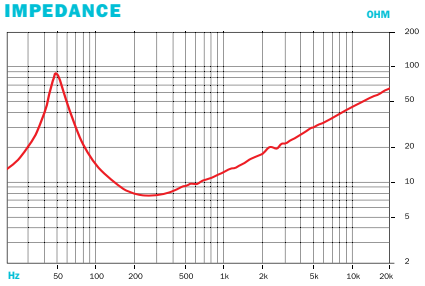

SPECIFICATIONS

Nominal Diameter	320 mm (12 in)
Nominal Impedance	8 Ω
Minimum Impedance	6 Ω
Power Handling (50 - 500 Hz)	
Nominal (AES)[1]	700 W
Continuous Program[2]	1400 W
Sensitivity (1W/1m)[3]	98 dB
Frequency Range	50 - 3000 Hz
Voice Coil Diameter	88 mm (3.5 in)
Winding Material	Aluminium
Former Material	Glass Fibre
Winding Depth	21 mm (0.85 in)
Magnetic Gap Depth	10 mm (0.4 in)
Flux Density	1.15 T
Magnet Material	Neodymium Inside Slug

Also available in 4 Ω, data upon request

THIELE & SMALL PARAMETERS[4]

Fs	51 Hz
Re	5 Ω
Qes	0.29
Qms	5
Qts	0.27
Vas	52 dm³ (1.84 ft³)
Sd	522 cm² (80.9 in²)
η_0	2.3 %
X max	± 8 mm
X var	± 9.5 mm
Mms	71 g
Bl	19.9 T·m
Le	1.3 mH
EBP	175 Hz

MOUNTING AND SHIPPING INFORMATION

Overall Diameter	315 mm (12.4 in)
Bolt Circle Diameter	298 mm (11.7 in)
Baffle Cutout Diameter	282 mm (11.1 in)
Depth	140 mm (5.5 in)
Flange and Gasket Thickness	13 mm (0.51 in)
Air volume occupied by driver	2.5 dm³ (0.08 ft³)
Net Weight	3.9 kg (8.6 lb)
Shipping Weight	4.5 kg (9.9 lb)
Shipping Box	364x364x180 mm (14.34x14.34x7.09 in)
Service kit	RCK12NDL88-8

[1] 2 hours test made with continuous pink noise signal (6 dB crest factor) within the range Fs-10Fs. Power calculated on rated minimum impedance. Loudspeaker in free air.

[2] Power on Continuous Program is defined as 3 dB greater than the Nominal rating.

[3] Applied RMS Voltage is set to 2.83 V for 8 ohms Nominal Impedance.

[4] Thiele-Small parameters are measured after a high level 20 Hz sine wave preconditioning test.

B&C SPEAKERS®

ND LF DRIVERS

12BG100

ND SUBWOOFER

2000 W
continuous program power capacity

100 mm (4 in)
copper voice coil

93 dB
sensitivity

40 - 1000 Hz
response

Aluminium demodulating ring allows a very low distortion

FEA optimized Neodymium magnet assembly

Double silicone spider with optimized compliance

Ventilated voice coil gap for reduced power compression

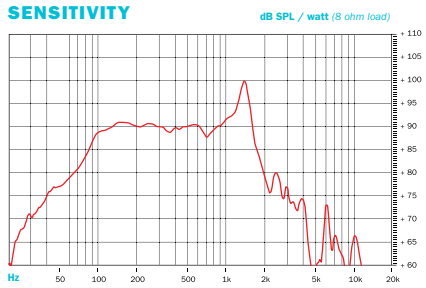

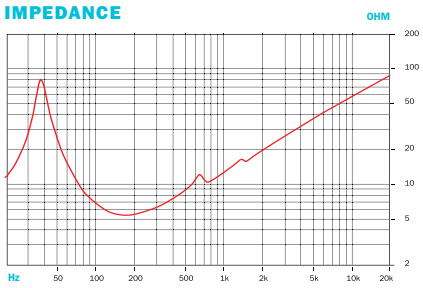

SPECIFICATIONS

Nominal Diameter	320 mm (12 in)
Nominal Impedance	8 Ω
Minumum Impedance	5.8 Ω
Power Handling (40 - 400 Hz)	
Nominal (AES)[1]	1000 W
Continuous Program[2]	2000 W
Sensitivity (1W/1m)[3]	93 dB
Frequency Range	40 - 1000 Hz
Voice Coil Diameter	100 mm (4 in)
Winding Material	Copper
Former Material	Glass Fibre
Winding Depth	26.5 mm (1.05 in)
Magnetic Gap Depth	11 mm (0.43 in)
Flux Density	1.15 T
Magnet Material	Neodymium Inside Slug

Also available in 4 and 16 Ω, data upon request

THIELE & SMALL PARAMETERS[4]

Fs	39 Hz
Re	5.1 Ω
Qes	0.35
Qms	6.8
Qts	0.33
Vas	41 dm³ (1.45 ft³)
Sd	522 cm² (80.9 in²)
η_0	0.7 %
X max	± 10.5 mm
X var	± 14 mm
Mms	152 g
Bl	23 T·m
Le	1.6 mH
EBP	111 Hz

MOUNTING AND SHIPPING INFORMATION

Overall Diameter	319 mm (12.5 in)
Bolt Circle Diameter	299 mm (11.8 in)
Baffle Cutout Diameter	282 mm (11.1 in)
Depth	137 mm (5.4 in)
Flange and Gasket Thickness	13 mm (0.5 in)
Air volume occupied by driver	2.7 dm³ (0.09 ft³)
Net Weight	8.2 kg (18 lb)
Shipping Weight	8.9 kg (19.6 lb)
Shipping Box	364x364x180 mm (14.34x14.34x7.09 in)
Service kit	RCK12BG100-8

[1] 2 hours test made with continuous pink noise signal (6 dB crest factor) within the specified range Fs-10Fs. Power calculated on rated minimum impedance. Loudspeaker in free air.

[2] Power on Continuous Program is defined as 3 dB greater than the Nominal rating.

[3] Applied RMS Voltage is set to 2.83 V for 8 ohms Nominal Impedance. Average SPL from 150 to 1000 Hz.

[4] Thiele-Small parameters are measured after a high level 20 Hz sine wave preconditioning test.

B&C SPEAKERS®

ND LF DRIVERS

12NBX100

ND SUBWOOFER

2000 W
continuous program power capacity

100 mm (4 in)
aluminium voice coil

98 dB
sensitivity

40 - 1500 Hz
response

FEA optimized Neodymium magnet assembly

Aluminium demodulating ring allows a very low distortion

Double silicone spider with optimized compliance

Ventilated voice coil gap for reduced power compression

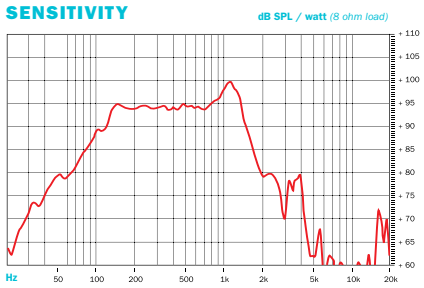

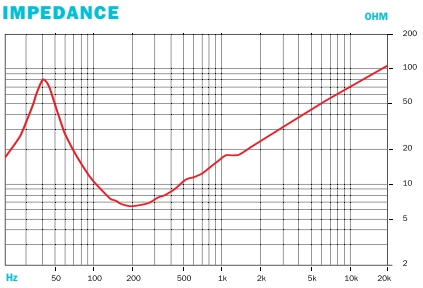

SPECIFICATIONS

Nominal Diameter	320 mm (12 in)
Nominal Impedance	8 Ω
Minimum Impedance	6.5 Ω
Power Handling (40 - 400 Hz)	
Nominal (AES)[1]	1000 W
Continuous Program[2]	2000 W
Sensitivity (1W/1m)[3]	96 dB
Frequency Range	40 - 1500 Hz
Voice Coil Diameter	100 mm (4 in)
Winding Material	Copper
Former Material	Glass Fibre
Winding Depth	25 mm (1 in)
Magnetic Gap Depth	11 mm (0.43 in)
Flux Density	1.1 T
Magnet Material	Neodymium Ring

Also available in 4 Ω, data upon request

THIELE & SMALL PARAMETERS[4]

Fs	41 Hz
Re	5.1 Ω
Qes	0.24
Qms	3.9
Qts	0.22
Vas	51 dm³ (1.8 ft³)
Sd	531 cm² (82 in²)
η_0	1.45 %
X max	± 10 mm
X var	± 10 mm
Mms	116.5 g
Bl	25.6 T·m
Le	1.9 mH
EBP	170 Hz

MOUNTING AND SHIPPING INFORMATION

Overall Diameter	320 mm (12.6 in)
Bolt Circle Diameter	300 mm (11.8 in)
Baffle Cutout Diameter	280 mm (11 in)
Depth	145 mm (5.1 in)
Flange and Gasket Thickness	15 mm (0.6 in)
Air volume occupied by driver	4 dm³ (0.14 ft³)
Net Weight	8 kg (17.6 lb)
Shipping Weight	8.6 kg (18.9 lb)
Shipping Box	364x364x180 mm (14.34x14.34x7.09 in)
Service kit	RCK12NBX100-8

Also available 12 NBX 100 - 4

[1] 2 hours test made with continuous pink noise signal (6 dB crest factor) within the specified range Fs-10Fs. Power calculated on rated minimum impedance. Loudspeaker in free air.

[2] Power on Continuous Program is defined as 3 dB greater then the Nominal rating.

[3] Applied RMS Voltage is set to 2.83 V for 8 ohms Nominal Impedance. Average SPL from 150 to 1200 Hz.

[4] Thiele-Small parameters are measured after a high level 20 Hz sine wave preconditioning test.

B&C SPEAKERS®

ND LF DRIVERS

14NDL76

ND WOOFER

1000 W
continuous program power capacity

76 mm (3 in)
copper voice coil

Very light yet powerful motor assembly

Aluminium demodulating ring allows a very low distortion

99 dB
sensitivity

40 - 3000 Hz
response

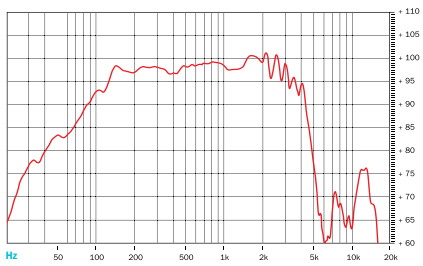

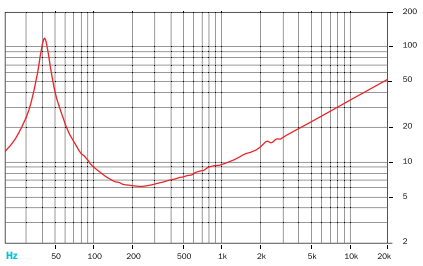

SPECIFICATIONS

Nominal Diameter	359 mm (14 in)
Nominal Impedance	8 Ω
Minumum Impedance	6.1 Ω
Power Handling (40 - 400 Hz)	
Nominal (AES)[1]	500 W
Continuous Program[2]	1000 W
Sensitivity (1W/1m)[3]	99 dB
Frequency Range	40 - 3000 Hz
Voice Coil Diameter	76 mm (3 in)
Winding Material	Copper
Former Material	Glass Fibre
Winding Depth	21 mm (0.83 in)
Magnetic Gap Depth	10 mm (0.4 in)
Flux Density	1.15 T
Magnet Material	Neodymium Inside Slug

THIELE & SMALL PARAMETERS[4]

Fs	41 Hz
Re	5 Ω
Qes	0.31
Qms	8.2
Qts	0.3
Vas	123 dm³ (4.34 ft³)
Sd	707 cm² (109.59 in²)
η_0	2.7 %
X max	± 8 mm
X var	± 9.5 mm
Mms	85 g
Bl	19 T·m
Le	1.1 mH
EBP	132 Hz

MOUNTING AND SHIPPING INFORMATION

Overall Diameter	359 mm (14.1 in)
Bolt Circle Diameter	343 mm (13.5 in)
Baffle Cutout Diameter	323 mm (12.7 in)
Depth	172 mm (6.77 in)
Flange and Gasket Thickness	14 mm (0.55 in)
Air volume occupied by driver	3 dm³ (0.11 ft³)
Net Weight	4.5 kg (9.92 lb)
Shipping Weight	6 kg (13.2 lb)
Shipping Box	439x439x225 mm (17.3x17.3x8.87 in)
Service kit	RCK14NDL76-8

[1] 2 hours test made with continuous pink noise signal (6 dB crest factor) within the range Fs-10Fs. Power calculated on rated minimum impedance. Loudspeaker in free air.

[2] Power on Continuous Program is defined as 3 dB greater than the Nominal rating.

[3] Applied RMS Voltage is set to 2.83 V for 8 ohms Nominal Impedance.

[4] Thiele-Small parameters are measured after a high level 20 Hz sine wave preconditioning test.

B&C SPEAKERS®

ND LF DRIVERS

14NDL88

ND WOOFER

1400 W
continuous program power capacity

88 mm (3.5 in)
aluminium voice coil

Very light yet powerful motor assembly

99 dB
sensitivity

45 - 3000 Hz
response

Aluminium demodulating ring allows a very low distortion

SENSITIVITY

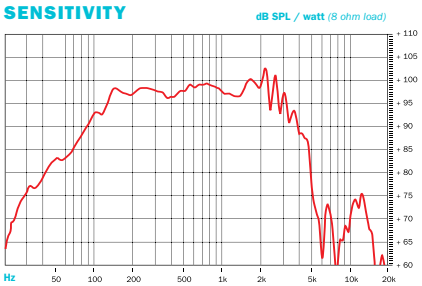

IMPEDANCE

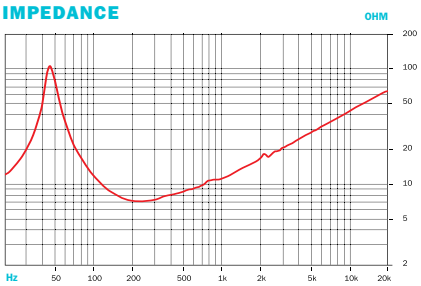

SPECIFICATIONS

Nominal Diameter	359 mm (14 in)
Nominal Impedance	8 Ω
Minimum Impedance	6.5 Ω
Power Handling (45 - 450 Hz)	
Nominal (AES)[1]	700 W
Continuous Program[2]	1400 W
Sensitivity (1W/1m)[3]	99 dB
Frequency Range	45 - 3000 Hz
Voice Coil Diameter	88 mm (3.5 in)
Winding Material	Aluminium
Former Material	Glass Fibre
Winding Depth	21 mm (0.85 in)
Magnetic Gap Depth	10 mm (0.4 in)
Flux Density	1.15 T
Magnet Material	Neodymium Inside Slug

Also available in 4 and 16 Ω, data upon request

THIELE & SMALL PARAMETERS[4]

Fs	45 Hz
Re	5 Ω
Qes	0.31
Qms	7.8
Qts	0.3
Vas	102 dm³ (3.6 ft³)
Sd	707 cm² (109.6 in²)
η_0	2.9 %
X max	± 8 mm
X var	± 9.5 mm
Mms	86 g
Bl	19.9 T·m
Le	1.2 mH
EBP	145 Hz

MOUNTING AND SHIPPING INFORMATION

Overall Diameter	359 mm (14.1 in)
Bolt Circle Diameter	343 mm (13.5 in)
Baffle Cutout Diameter	323 mm (12.7 in)
Depth	168 mm (6.6 in)
Flange and Gasket Thickness	14 mm (0.57 in)
Air volume occupied by driver	3.5 dm³ (0.12 ft³)
Net Weight	4.7 kg (10.36 lb)
Shipping Weight	6.2 kg (13.6 lb)
Shipping Box	439x439x225 mm (17.3x17.3x8.87 in)
Service kit	RCK14NDL88-8

[1] 2 hours test made with continuous pink noise signal (6 dB crest factor) within the range Fs-10Fs. Power calculated on rated minimum impedance. Loudspeaker in free air.

[2] Power on Continuous Program is defined as 3 dB greater than the Nominal rating.

[3] Applied RMS Voltage is set to 2.83 V for 8 ohms Nominal Impedance.

[4] Thiele-Small parameters are measured after a high level 20 Hz sine wave preconditioning test.

B&C SPEAKERS®

ND LF DRIVERS

15NDL76

ND WOOFER

1000 W
continuous program power capacity

76 mm (3 in)
copper voice coil

Neodymium magnet allows a very light yet powerful motor assembly

99.5 dB
sensitivity

40 - 2000 Hz
response

Ventilated voice coil gap for reduced power compression

SENSITIVITY

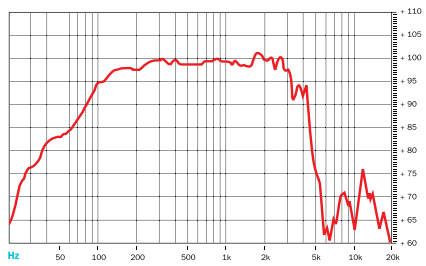

IMPEDANCE

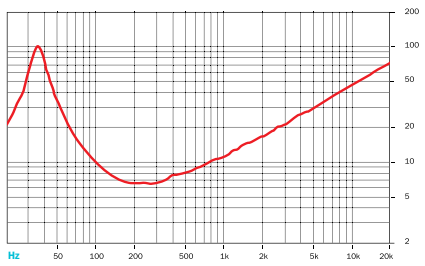

SPECIFICATIONS

Nominal Diameter	380 mm (15 in)
Nominal Impedance	8 Ω
Minimum Impedance	6.7 Ω
Power Handling (50 - 500 Hz)	
Nominal (AES)[1]	500 W
Continuous Program[2]	1000 W
Sensitivity (1W/1m)[3]	99.5 dB
Frequency Range	40 - 2000 Hz
Voice Coil Diameter	76 mm (3 in)
Winding Material	Copper
Former Material	Glass Fibre
Winding Depth	18 mm (0.68 in)
Magnetic Gap Depth	10.5 mm (0.4 in)
Flux Density	1.25 T
Magnet Material	Neodymium Inside Slug

Also available in 4 Ω, data upon request

THIELE & SMALL PARAMETERS[4]

Fs	37 Hz
Re	5.3 Ω
Qes	0.24
Qms	4.5
Qts	0.22
Vas	195 dm^3 (6.8 ft^3)
Sd	855 cm^2 (132.5 in^2)
η_0	4.1 %
X max	± 7 mm
X var	± 9 mm
Mms	96 g
Bl	22.5 T·m
Le	1.5 mH
EBP	154 Hz

MOUNTING AND SHIPPING INFORMATION

Overall Diameter	393 mm (15.5 in)
Bolt Circle Diameter	374 mm (14.7 in)
Baffle Cutout Diameter	354 mm (13.9 in)
Depth	171 mm (6.7 in)
Flange and Gasket Thickness	16 mm (0.63 in)
Air volume occupied by driver	3.5 dm^3 (0.12 ft^3)
Net Weight	4.6 kg (10.1 lb)
Shipping Weight	5.9 kg (13 lb)
Shipping Box	439x439x225 mm (17.3x17.3x8.87 in)
Service kit	RCK15NDL76-8

[1] 2 hours test made with continuous pink noise signal (6 dB crest factor) within the specified range Fs-10Fs. Power calculated on rated minimum impedance. Loudspeaker in free air.

[2] Power on Continuous Program is defined as 3 dB greater than the Nominal rating.

[3] Applied RMS Voltage is set to 2.83 V for 8 ohms Nominal Impedance. Average SPL from 200 to 2000 Hz.

[4] Thiele-Small parameters are measured after a high level 20 Hz sine wave preconditioning test.

B&C SPEAKERS®

ND LF DRIVERS

15NW76

ND WOOFER

1200 W
continuous program power capacity

76 mm (3 in)
aluminium voice coil

100.5 dB
sensitivity

40 - 2000 Hz
response

Aluminium demodulating ring allows a very low distortion

Neodymium ring magnet allows a very high force factor and linear excursion

Double silicone spider with optimized compliance

Ventilated voice coil gap for reduced power compression

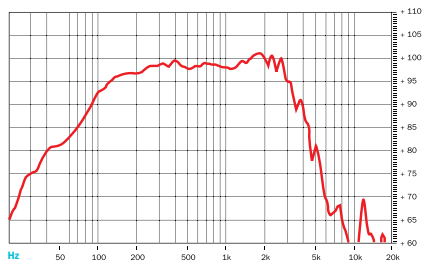

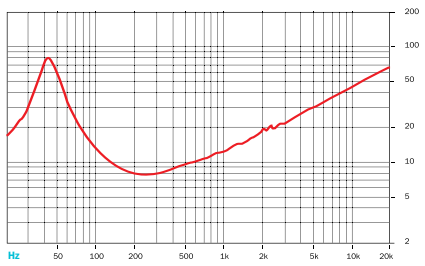

SPECIFICATIONS

Nominal Diameter	380 mm (15 in)
Nominal Impedance	8 Ω
Minimum Impedance	6.9 Ω
Power Handling (50 - 500 Hz)	
Nominal (AES)[1]	600 W
Continuous Program[2]	1200 W
Sensitivity (1W/1m)[3]	100.5 dB
Frequency Range	40 - 2000 Hz
Voice Coil Diameter	76 mm (3 in)
Winding Material	Copper
Former Material	Glass Fibre
Winding Depth	19 mm (0.75 in)
Magnetic Gap Depth	11 mm (0.43 in)
Flux Density	1.3 T
Magnet Material	Neodymium Ring

Also available in 4 and 16 Ω, data upon request

THIELE & SMALL PARAMETERS[4]

Fs	42 Hz
Re	5.3 Ω
Qes	0.23
Qms	4.3
Qts	0.22
Vas	130 dm³ (4.5 ft³)
Sd	855 cm² (132.5 in²)
η_0	4.4 %
X max	± 8 mm
X var	± 10 mm
Mms	104 g
Bl	25.5 T·m
Le	1.25 mH
EBP	182 Hz

MOUNTING AND SHIPPING INFORMATION

Overall Diameter	393 mm (15.5 in)
Bolt Circle Diameter	374 mm (14.7 in)
Baffle Cutout Diameter	354 mm (13.9 in)
Depth	177 mm (7.0 in)
Flange and Gasket Thickness	16 mm (0.62 in)
Air volume occupied by driver	3.7 dm³ (0.13 ft³)
Net Weight	5.6 kg (12.3 lb)
Shipping Weight	7 kg (15.4 lb)
Shipping Box	439x439x225 mm (17.3x17.3x8.87 in)
Service kit	RCK15NW76-8

[1] 2 hours test made with continuous pink noise signal (6 dB crest factor) within the specified range Fs-10Fs. Power calculated on rated minimum impedance. Loudspeaker in free air.

[2] Power on Continuous Program is defined as 3 dB greater than the Nominal rating.

[3] Applied RMS Voltage is set to 2.83 V for 8 ohms Nominal Impedance. Average SPL from 200 to 2000 Hz.

[4] Thiele-Small parameters are measured after a high level 20 Hz sine wave preconditioning test.

B&C SPEAKERS®

ND LF DRIVERS

15NDL88

ND WOOFER

1400 W
continuous program power capacity

88 mm (3.5 in)
aluminium voice coil

99 dB
sensitivity

45 - 3000 Hz
response

Double silicone spider with optimized compliance

Aluminum demodulating ring allows a very low distortion figure

Neodymium magnet allows a very light yet powerful motor assembly

SENSITIVITY

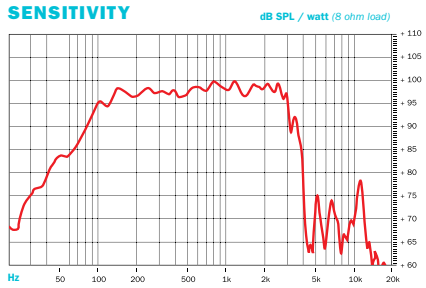

IMPEDANCE

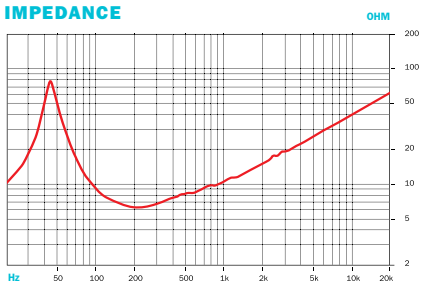

SPECIFICATIONS

Nominal Diameter	380 mm (15 in)
Nominal Impedance	8 Ω
Minimum Impedance	6 Ω
Power Handling (45 - 450 Hz)	
Nominal (AES)[1]	700 W
Continuous Program[2]	1400 W
Sensitivity (1W/1m)[3]	99 dB
Frequency Range	45 - 3000 Hz
Voice Coil Diameter	88 mm (3.5 in)
Winding Material	Aluminium
Former Material	Glass Fibre
Winding Depth	21 mm (0.85 in)
Magnetic Gap Depth	10 mm (0.39 in)
Flux Density	1.15 T
Magnet Material	Neodymium Inside Slug

Also available in 4 and 16 Ω, data upon request

THIELE & SMALL PARAMETERS[4]

Fs	45 Hz
Re	5 Ω
Qes	0.36
Qms	6.1
Qts	0.34
Vas	126 dm³ (4.45 ft³)
Sd	855 cm² (132.5 in²)
η_0	3.1 %
X max	± 8 mm
X var	± 10 mm
Mms	102 g
Bl	20.1 T·m
Le	1.25 mH
EBP	125 Hz

MOUNTING AND SHIPPING INFORMATION

Overall Diameter	393 mm (15.5 in)
Bolt Circle Diameter	374 mm (14.7 in)
Baffle Cutout Diameter	354 mm (13.9 in)
Depth	177 mm (6.97 in)
Flange and Gasket Thickness	16 mm (0.63 in)
Air volume occupied by driver	3.5 dm³ (0.12 ft³)
Net Weight	4.6 kg (10.1 lb)
Shipping Weight	5.9 kg (13 lb)
Shipping Box	439x439x225 mm (17.3x17.3x8.87 in)
Service kit	RCK15NDL88-8

[1] 2 hours test made with continuous pink noise signal (6 dB crest factor) within the range Fs-10Fs. Power calculated on rated minimum impedance. Loudspeaker in free air.

[2] Power on Continuous Program is defined as 3 dB greater than the Nominal rating.

[3] Applied RMS Voltage is set to 2.83 V for 8 ohms Nominal Impedance.

[4] Thiele-Small parameters are measured after a high level 20 Hz sine wave preconditioning test.

B&C SPEAKERS®

ND LF DRIVERS

15NA100

ND WOOFER

1600 W
continuous program power capacity

100 mm (4 in)
aluminium voice coil

98 dB
sensitivity

47 - 2000 Hz
response

FEA optimized Neodymium magnet assembly

Double silicone spider with optimized compliance

Ventilated voice coil gap for reduced power compression

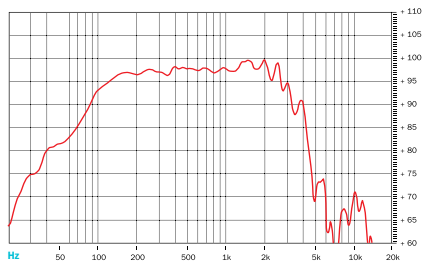

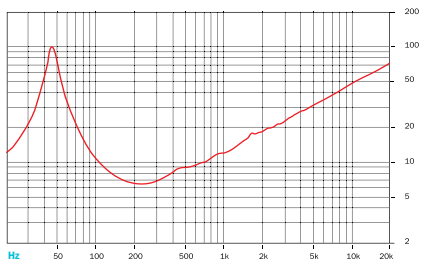

SPECIFICATIONS

Nominal Diameter	380 mm (15 in)
Nominal Impedance	8 Ω
Minimum Impedance	6.6 Ω
Power Handling (40-400 Hz)	
Nominal (AES)[1]	800 W
Continuous Program[2]	1600 W
Sensitivity (1W/1m)[3]	98 dB
Frequency Range	47 - 2000 Hz
Voice Coil Diameter	100 mm (4 in)
Winding Material	Aluminium
Former Material	Glass Fibre
Winding Depth	23 mm (0.9 in)
Magnetic Gap Depth	11 mm (0.43 in)
Flux Density	1.2 T
Magnet Material	Neodymium Inside Slug

THIELE & SMALL PARAMETERS[4]

Fs	47 Hz
Re	5.1 Ω
Qes	0.29
Qms	6.1
Qts	0.28
Vas	88 dm³ (3.1 ft³)
Sd	855 cm² (132.5 in²)
η_0	2.9 %
X max	± 10 mm
X var	± 9 mm
Mms	136 g
Bl	26.3 T·m
Le	1.2 mH
EBP	162 Hz

MOUNTING AND SHIPPING INFORMATION

Overall Diameter	393 mm (15.5 in)
Bolt Circle Diameter	374 mm (14.7 in)
Baffle Cutout Diameter	354 mm (13.9 in)
Depth	181 mm (7.1 in)
Flange and Gasket Thickness	16 mm (0.62 in)
Air volume occupied by driver	6 dm³ (0.21 ft³)
Net Weight	9.3 kg (20.5 lbs)
Shipping Weight	10.8 kg (23.2 lb)
Shipping Box	439x439x225 mm (17.3x17.3x8.87 in)
Service kit	RCK15NA100-8

[1] 2 hours test made with continuous pink noise signal (6 dB crest factor) within the specified range Fs-10Fs. Power calculated on rated minimum impedance. Loudspeaker in free air.

[2] Continuous Program Power is defined as 3 dB greater than the Nominal rating.

[3] Applied RMS Voltage is set to 2.83V for 8 ohms Nominal Impedance. Average SPL from 200 to 2000 Hz.

[4] Thiele-Small parameters are measured after a high level 20 Hz sine wave preconditioning test.

B&C SPEAKERS®

ND LF DRIVERS

15BG100

ND SUBWOOFER

2000 W
continuous program power capacity

100 mm (4 in)
copper voice coil

94.5 dB
sensitivity

35 - 1000 Hz
response

Aluminium demodulating ring allows a very low distortion

FEA optimized Neodymium magnet assembly

Double silicone spider with optimized compliance

Ventilated voice coil gap for reduced power compression

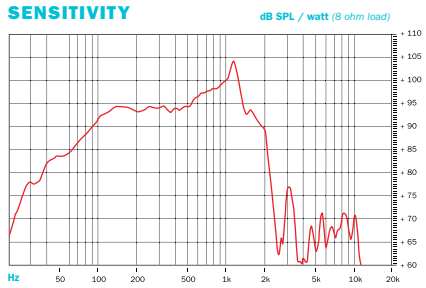

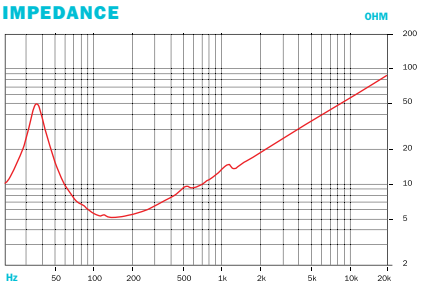

SPECIFICATIONS

Nominal Diameter	380 mm (12 in)
Nominal Impedance	8 Ω
Minumum Impedance	6 Ω
Power Handling (40 - 400 Hz)	
Nominal (AES)[1]	1000 W
Continuous Program[2]	2000 W
Sensitivity (1W/1m)[3]	94.5 dB
Frequency Range	35 - 1000 Hz
Voice Coil Diameter	100 mm (4 in)
Winding Material	Copper
Former Material	Glass Fibre
Winding Depth	27 mm (1.06 in)
Magnetic Gap Depth	11 mm (0.43 in)
Flux Density	1.25 T
Magnet Material	Neodymium Inside Slug

Also available in 4 Ω, data upon request

THIELE & SMALL PARAMETERS[4]

Fs	36 Hz
Re	5.1 Ω
Qes	0.49
Qms	5.0
Qts	0.44
Vas	83 dm³ (2.93 ft³)
Sd	855 cm² (132.5 in²)
η_0	0.8 %
X max	± 10.5 mm
X var	± 14 mm
Mms	240 g
Bl	23 T·m
Le	1.6 mH
EBP	73 Hz

MOUNTING AND SHIPPING INFORMATION

Overall Diameter	393 mm (15.5 in)
Bolt Circle Diameter	374 mm (14.7 in)
Baffle Cutout Diameter	354 mm (13.9 in)
Depth	189 mm (7.45 in)
Flange and Gasket Thickness	24 mm (0.94 in)
Air volume occupied by driver	6 dm³ (0.21 ft³)
Net Weight	8.6 kg (18.9 lb)
Shipping Weight	10 kg (22 lb)
Shipping Box	439x439x225 mm (17.3x17.3x8.87 in)
Service kit	RCK15BG100-8

[1] 2 hours test made with continuous pink noise signal (6 dB crest factor) within the specified range Fs-10Fs. Power calculated on rated minimum impedance. Loudspeaker in free air.

[2] Power on Continuous Program is defined as 3 dB greater than the Nominal rating.

[3] Applied RMS Voltage is set to 2.83 V for 8 ohms. Average SPL from 100 to 500Hz.

[4] Thiele-Small parameters are measured after a high level 20 Hz sine wave preconditioning test.

B&C SPEAKERS®

ND LF DRIVERS

15NBX100

ND SUBWOOFER

2000 W
continuous program power capacity

100 mm (4 in)
copper voice coil

97 dB
sensitivity

35 - 1500 Hz
response

FEA optimized Neodymium magnet assembly

Aluminium demodulating ring allows a very low distortion

Double silicone spider with optimized compliance

Ventilated voice coil gap for reduced power compression

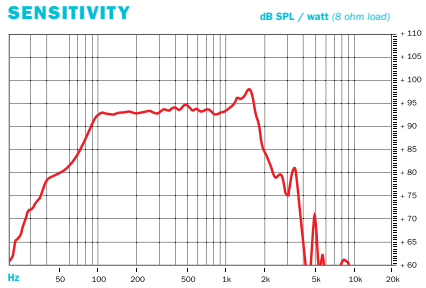

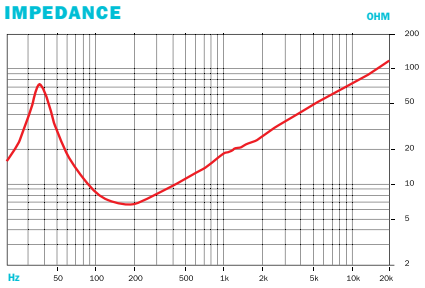

SPECIFICATIONS

Nominal Diameter	380 mm (15 in)
Nominal Impedance	8 Ω
Minimum Impedance	6.4 Ω
Power Handling (35 - 350 Hz)	
Nominal (AES)[1]	1000 W
Continuous Program[2]	2000 W
Sensitivity (1W/1m)[3]	97 dB
Frequency Range	35 - 1500 Hz
Voice Coil Diameter	100 mm (4 in)
Winding Material	Copper
Former Material	Glass Fibre
Winding Depth	25 mm (1.0 in)
Magnetic Gap Depth	11 mm (0.43 in)
Flux Density	1.1 T
Magnet Material	Neodymium Ring

Also available in 4 Ω, data upon request

THIELE & SMALL PARAMETERS[4]

Fs	36 Hz
Re	5.1 Ω
Qes	0.31
Qms	4.2
Qts	0.29
Vas	125 dm³ (4.4 ft³)
Sd	855 cm² (132.5 in²)
η_0	2 %
X max	± 10 mm
X var	± 10 mm
Mms	151 g
Bl	25 T·m
Le	2 mH
EBP	116 Hz

MOUNTING AND SHIPPING INFORMATION

Overall Diameter	393 mm (15.5 in)
Bolt Circle Diameter	374 mm (16.7 in)
Baffle Cutout Diameter	353 mm (13.9 in)
Depth	180 mm (7.1 in)
Flange and Gasket Thickness	15 mm (0.6 in)
Air volume occupied by driver	6 dm³ (0.21 ft³)
Net Weight	9 kg (19.8 lb)
Shipping Weight	10 kg (22 lb)
Shipping Box	439x439x225 mm (17.3x17.3x8.87 in)
Service kit	RCK15NBX100-8

[1] 2 hours test made with continuous pink noise signal (6 dB crest factor) within the specified range Fs-10Fs. Power calculated on rated minimum impedance. Loudspeaker in free air.

[2] Power on Continuous Program is defined as 3 dB greater than the Nominal rating.

[3] Applied RMS Voltage is set to 2.83 V for 8 ohms Nominal Impedance. Average SPL from 150 to 1500 Hz.

[4] Thiele-Small parameters are measured after a high level 20 Hz sine wave preconditioning test.

B&C SPEAKERS®

ND LF DRIVERS

15SW100

ND SUBWOOFER

3000 W
continuous program power capacity

100 mm (4 in)
split winding copper voice coil

Double silicone spider with optimized compliance

Ventilated voice coil gap for reduced power compression

Aluminium demodulating ring for very low distortion

95 dB
sensitivity

40 - 1500 Hz
response

57 mm
peak-to-peak excursion before damage

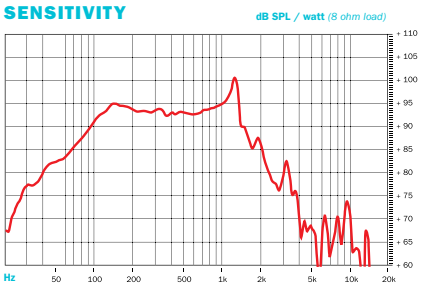

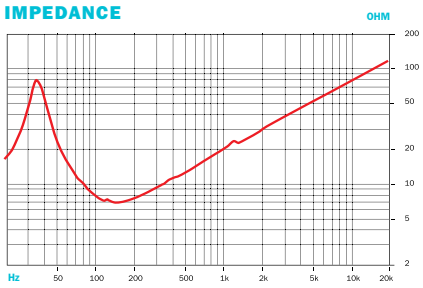

SPECIFICATIONS

Nominal Diameter	380 mm (15 in)
Nominal Impedance	8 Ω
Minimum Impedance	6.5 Ω
Power Handling (35 - 350 Hz)	
Nominal (AES)[1]	1500 W
Continuous Program[2]	3000 W
Sensitivity (1W/1m)[3]	95 dB
Frequency Range	40 - 1500 Hz
Voice Coil Diameter	100 mm (4 in)
Winding Material	Copper
Former Material	Glass Fibre
Winding Depth	32 mm (1.26 in)
Magnetic Gap Depth	16 mm (0.63 in)
Flux Density	1.15 T
Magnet Material	Neodymium Inside Slug

Also available in 4 Ω, data upon request

THIELE & SMALL PARAMETERS[4]

Fs	37 Hz
Re	5.4 Ω
Qes	0.34
Qms	4.8
Qts	0.31
Vas	110 dm³ (3.9 ft³)
Sd	855 cm² (132.5 in²)
η_0	1.6 %
X max	± 12.5 mm
X var	± 13 mm
Mms	176 g
Bl	25.6 T·m
Le	2.2 mH
EBP	108 Hz

MOUNTING AND SHIPPING INFORMATION

Overall Diameter	393 mm (15.5 in)
Bolt Circle Diameter	374 mm (14.7 in)
Baffle Cutout Diameter	353 mm (13.9 in)
Depth	190 mm (7.5 in)
Flange and Gasket Thickness	16 mm (0.62 in)
Air volume occupied by driver	6 dm³ (0.21 ft³)
Net Weight	9.5 kg (21 lb)
Shipping Weight	10.9 kg (24 lb)
Shipping Box	439x439x225 mm (17.3x17.3x8.87 in)
Service kit	RCK15SW100-8

[1] 2 hours test made with continuous pink noise signal (6 dB crest factor) within the specified range Fs-10Fs. Power calculated on rated minimum impedance. Loudspeaker in free air.

[2] Power on Continuous Program is defined as 3 dB greater than the Nominal rating.

[3] Applied RMS Voltage is set to 2.83 V for 8 ohms Nominal Impedance. Average SPL from 100 to 1000 Hz.

[4] Thiele-Small parameters are measured after a high level 20 Hz sine wave preconditioning test.

B&C SPEAKERS®

ND LF DRIVERS

15SW115

ND SUBWOOFER

3400 W
continuous program power capacity

116 mm (4.5 in)
split winding copper voice coil

Double silicone spider with optimized compliance

Ventilated voice coil gap for reduced power compression

Aluminium demodulating ring for very low distortion

96 dB
sensitivity

35 - 1500 Hz
response

60 mm
peak-to-peak excursion before damage

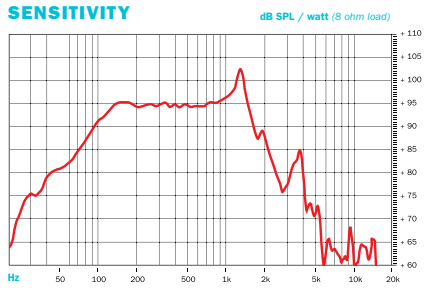

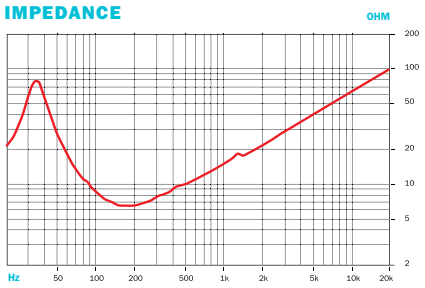

SPECIFICATIONS

Nominal Diameter	380 mm (15 in)
Nominal Impedance	8 Ω
Minimum Impedance	6.5 Ω
Power Handling (35 - 350 Hz)	
Nominal (AES)[1]	1700 W
Continuous Program[2]	3400 W
Sensitivity (1W/1m)[3]	96 dB
Frequency Range	35 - 1500 Hz
Voice Coil Diameter	116 mm (4.5 in)
Winding Material	Copper
Former Material	Glass Fibre
Winding Depth	34 mm (1.33 in)
Magnetic Gap Depth	14 mm (0.55 in)
Flux Density	1.15 T
Magnet Material	Neodymium Inside Slug

Also available in 4 Ω, data upon request

THIELE & SMALL PARAMETERS[4]

Fs	35 Hz
Re	5.2 Ω
Qes	0.25
Qms	4.4
Qts	0.24
Vas	110 dm³ (3.9 ft³)
Sd	855 cm² (132.5 in²)
η_0	1.8 %
X max	± 13.5 mm
X var	± 13 mm
Mms	200 g
Bl	30 T·m
Le	1.8 mH
EBP	140 Hz

MOUNTING AND SHIPPING INFORMATION

Overall Diameter	393 mm (15.5 in)
Bolt Circle Diameter	374 mm (16.7 in)
Baffle Cutout Diameter	353 mm (13.9 in)
Depth	193 mm (7.6 in)
Flange and Gasket Thickness	16 mm (0.62 in)
Air volume occupied by driver	7 dm³ (0.25 ft³)
Net Weight	12 kg (26.4 lb)
Shipping Weight	13.9 kg (30.6 lb)
Shipping Box	439x439x225 mm (17.3x17.3x8.87 in)
Service kit	RCK15SW115-8

[1] 2 hours test made with continuous pink noise signal (6 dB crest factor) within the specified range Fs-10Fs. Power calculated on rated minimum impedance. Loudspeaker in free air.

[2] Power on Continuous Program is defined as 3 dB greater than the Nominal rating.

[3] Applied RMS Voltage is set to 2.83 V for 8 ohms Nominal Impedance. Average SPL from 100 to 1000 Hz.

[4] Thiele-Small parameters are measured after a high level 20 Hz sine wave preconditioning test.

B&C SPEAKERS®

ND LF DRIVERS

18NBX100

ND SUBWOOFER

2400 W
continuous program power capacity

100 mm (4 in)
split winding copper voice coil

Double silicone spider with optimized compliance

Ventilated voice coil gap for reduced power compression

Aluminium demodulating ring for very low distortion

96.5 dB
sensitivity

35 - 1000 Hz
response

57 mm
peak-to-peak excursion before damage

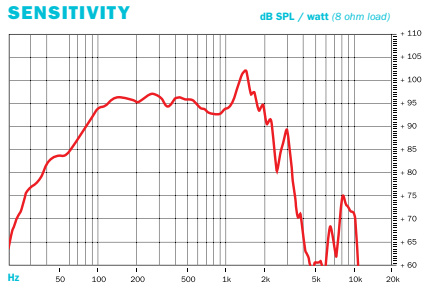

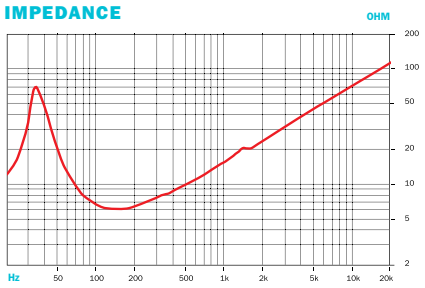

SPECIFICATIONS

Nominal Diameter	460 mm (18 in)
Nominal Impedance	8 Ω
Minimum Impedance	6 Ω
Power Handling (35 - 350 Hz)	
Nominal (AES)[1]	1200 W
Continuous Program[2]	2400 W
Sensitivity (1W/1m)[3]	96.5 dB
Frequency Range	35 - 1000 Hz
Voice Coil Diameter	100 mm (4 in)
Winding Material	Copper
Former Material	Glass Fibre
Winding Depth	25 mm (1 in)
Magnetic Gap Depth	11 mm (0.43 in)
Flux Density	1.1 T
Magnet Material	Neodymium Ring

Also available in 4 Ω, data upon request

THIELE & SMALL PARAMETERS[4]

Fs	35 Hz
Re	5.2 Ω
Qes	0.4
Qms	5.6
Qts	0.38
Vas	198 dm³ (7 ft³)
Sd	1210 cm² (187.6 in²)
η_0	2 %
X max	± 10 mm
X var	± 12 mm
Mms	217 g
Bl	24.8 T·m
Le	1.85 mH
EBP	87 Hz

MOUNTING AND SHIPPING INFORMATION

Overall Diameter	460 mm (18 in)
Bolt Circle Diameter	440 mm (17.3 in)
Baffle Cutout Diameter	422 mm (16.6 in)
Depth	212 mm (8.3 in)
Flange and Gasket Thickness	16 mm (0.62 in)
Air volume occupied by driver	8.5 dm³ (0.30 ft³)
Net Weight	9.3 kg (20.5 lb)
Shipping Weight	10.8 kg (23.8 lb)
Shipping Box	509x509x240 mm (20.05x20.05x9.46 in)
Service kit	RCK18NBX100-8

[1] 2 hours test made with continuous pink noise signal (6 dB crest factor) within the specified range Fs-10Fs. Power calculated on rated minimum impedance. Loudspeaker in free air.

[2] Power on Continuous Program is defined as 3 dB greater than the Nominal rating.

[3] Applied RMS Voltage is set to 2.83 V for 8 ohms Nominal Impedance. Average SPL from 100 to 500 Hz.

[4] Thiele-Small parameters are measured after a high level 20 Hz sine wave preconditioning test.

B&C SPEAKERS®

ND LF DRIVERS

18SW100

ND SUBWOOFER

Aluminium demodulating ring allows a very low distortion

Double silicone spider with optimized compliance

Ventilated voice coil gap for reduced power compression

3000 W
continuous program power capacity

100 mm (4 in)
split winding copper voice coil

97 dB
sensitivity

35 - 1000 Hz
response

57 mm
peak-to-peak excursion before damage

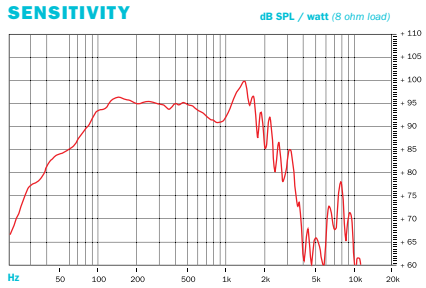

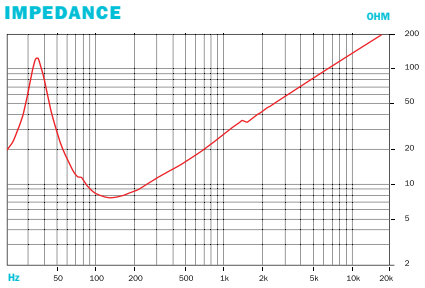

SPECIFICATIONS

Nominal Diameter	460 mm (18 in)
Nominal Impedance	8 Ω
Minumum Impedance	6.5 Ω
Power Handling (35 - 350 Hz)	
Nominal (AES)[1]	1500 W
Continuous Program[2]	3000 W
Sensitivity (1W/1m)[3]	97 dB
Frequency Range	35 - 1000 Hz
Voice Coil Diameter	100 mm (4 in)
Winding Material	Copper
Former Material	Glass Fibre
Winding Depth	32 mm (1.26 in)
Magnetic Gap Depth	14 mm (0.55 in)
Flux Density	1.15 T
Magnet Material	Neodymium Inside Slug

Also available in 4 Ω, data upon request

THIELE & SMALL PARAMETERS[4]

Fs	35 Hz
Re	5.3 Ω
Qes	0.4
Qms	5.9
Qts	0.38
Vas	180 dm³ (6.3 ft³)
Sd	1210 cm² (187.6 in²)
η_0	1.9 %
X max	± 12.5 mm
X var	± 16 mm
Mms	234 g
Bl	26.1 T·m
Le	2.2 mH
EBP	87 Hz

MOUNTING AND SHIPPING INFORMATION

Overall Diameter	460 mm (18 in)
Bolt Circle Diameter	443 mm (17.4 in)
Baffle Cutout Diameter	422 mm (16.6 in)
Depth	239 mm (9.41 in)
Flange and Gasket Thickness	16 mm (0.62 in)
Air volume occupied by driver	10 dm³ (0.35 ft³)
Net Weight	10 kg (22 lb)
Shipping Weight	11.5 kg (22.3 lb)
Shipping Box	509x509x280 mm (20.05x20.05x11.03 in)
Service kit	RCK18SW100-8

[1] 2 hours test made with continuous pink noise signal (6 dB crest factor) within the specified range Fs-10Fs. Power calculated on rated minimum impedance. Loudspeaker in free air.

[2] Power on Continuous Program is defined as 3 dB greater than the Nominal rating.

[3] Applied RMS Voltage is set to 2.83 V for 8 ohms Nominal Impedance. Average SPL from 100 to 500 Hz.

[4] Thiele-Small parameters are measured after a high level 20 Hz sine wave preconditioning test.

B&C SPEAKERS®

ND LF DRIVERS

18SW115

ND SUBWOOFER

3400 W
continuous program power capacity

116 mm (4.5 in)
split winding copper voice coil

Double silicone spider with optimized compliance

Ventilated voice coil gap fpr reduced power compression

Aluminum demodulating ring allows a very low distortion

97 dB
sensitivity

35 - 1500 Hz
response

60 mm
peak-to-peak excursion before damage

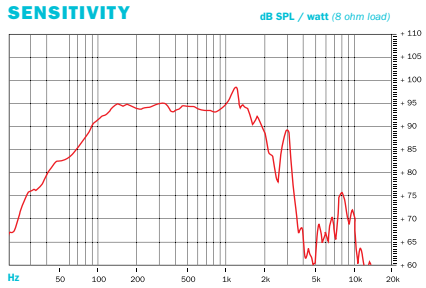

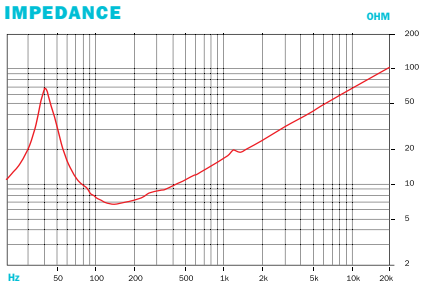

SPECIFICATIONS

Nominal Diameter	460 mm (18 in)
Nominal Impedance	8 Ω
Minimum Impedance	6.5 Ω
Power Handling (35 - 350 Hz)	
Nominal (AES)[1]	1700 W
Continuous Program[2]	3400 W
Sensitivity (1W/1m)[3]	97 dB
Frequency Range	35-1500 Hz
Voice Coil Diameter	116 mm (4.5 in)
Winding Material	Copper
Former Material	Glass Fibre
Winding Depth	34 mm (1.33 in)
Magnetic Gap Depth	14 mm (0.55 in)
Flux Density	1.16 T
Magnet Material	Neodymium Inside Slug

Also available in 4 and 16 Ω, data upon request

THIELE & SMALL PARAMETERS[4]

Fs	32 Hz
Re	5.3 Ω
Qes	0.32
Qms	5.6
Qts	0.3
Vas	187.0 dm³ (6.5 ft³)
Sd	1210 cm² (187.6 in²)
η_0	1.9 %
X max	± 14 mm
X var	± 16 mm
Mms	275 g
Bl	30.3 T·m
Le	1.9 mH
EBP	100 Hz

MOUNTING AND SHIPPING INFORMATION

Overall Diameter	460 mm (18 in)
Bolt Circle Diameter	443 mm (17.4 in)
Baffle Cutout Diameter	422 mm (16.6 in)
Depth	242 mm (9.5 in)
Flange and gasket thickness	16 mm (0.62 in)
Air volume occupied by driver	10.5 dm³ (0.37 ft³)
Net Weight	11.9 Kg (26.2 lb)
Shipping Weight	13.9 kg (30.6 lb)
Shipping Box	509x509x280 mm (20.05x20.05x11.03 in)
Service kit	RCK18SW115-8

[1] 2 hours test made with continuous pink noise signal (6 dB crest factor) within the specified range Fs-10Fs. Power calculated on rated minimum impedance. Loudspeaker in free air.

[2] Continuous Program Power is defined as 3 dB greater than the Nominal rating.

[3] Applied RMS Voltage is set to 2.83V for 8 ohms Nominal Impedance. Average SPL from 150 to 1500 Hz.

[4] Thiele-Small parameters are measured after a high level 20 Hz sine wave preconditioning test.

B&C SPEAKERS®

ND LF DRIVERS

21SW152

ND SUBWOOFER

4000 W
continuous program power capacity

153 mm (6 in)
split winding copper voice coil

Double silicone spider with optimized compliance

Ventilated voice coil gap for reduced power compression

Aluminium demodulating ring allows a very low distortion

96 dB
sensitivity

30 - 1000 Hz
response

60 mm
peak-to-peak excursion before damage

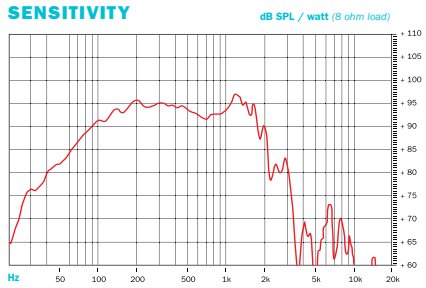

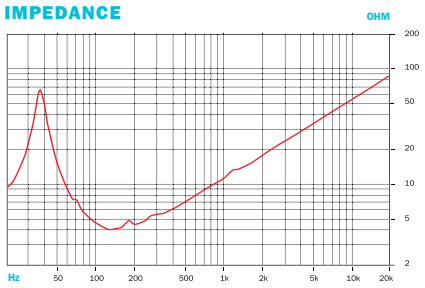

SPECIFICATIONS

Nominal Diameter	530 mm (21 in)
Nominal Impedance	4 Ω
Minimum Impedance	4.2 Ω
Power Handling (30 - 300 Hz)	
Nominal (AES)[1]	2000 W
Continuous Program[2]	4000 W
Sensitivity (1W/1m)[3]	96 dB
Frequency Range	30 - 1000 Hz
Voice Coil Diameter	153 mm (6 in)
Winding Material	Copper
Former Material	Glass Fibre
Winding Depth	30 mm (1.18 in)
Magnetic Gap Depth	12 mm (0.5 in)
Flux Density	1.2 T
Magnet Material	Neodymium Inside Slug

Also available in 8 Ω, data upon request

THIELE & SMALL PARAMETERS[4]

Fs	32 Hz
Re	3.3 Ω
Qes	0.31
Qms	7.0
Qts	0.32
Vas	200.0 dm³ (7.0 ft³)
Sd	1680 cm² (260.4 in²)
η_0	2.2 %
X max	± 15 mm
X var	± 16 mm
Mms	460 g
Bl	32.5 T·m
Le	1.5 mH
EBP	103 Hz

MOUNTING AND SHIPPING INFORMATION

Overall Diameter	547 mm (21.5 in)
Bolt Circle Diameter	527 mm (20.7 in)
Baffle Cutout Diameter	508 mm (20 in)
Depth	261 mm (10.3 in)
Flange and Gasket Thickness	16 mm (0.62 in)
Air volume occupied by driver	16 dm³ (0.56 ft³)
Net Weight	18.5 kg (40.7 lb)
Shipping Weight	20.9 kg (46 lb)
Shipping Box	584x584x305 mm (23.01x23.01x12.02 in)
Service kit	RCK21SW152-4

[1] 2 hours test made with continuous pink noise signal (6 dB crest factor) within the specified range Fs-10Fs. Power calculated on rated minimum impedance. Loudspeaker in free air.

[2] Power on Continuous Program is defined as 3 dB greater then the Nominal rating.

[3] Applied RMS Voltage is set to 2.83 V for 8 ohms Nominal Impedance. Average SPL from 100 to 500 Hz.

[4] Thiele-Small parameters are measured after a high level 20 Hz sine wave preconditioning test.

Coaxial loudspeakers combine the features of the best cone loudspeakers and compression drivers into a one-piece, point source solution. Their format enables electro-acoustical designers to build very compact, versatile systems.

All Coaxial loudspeaker cones are treated with a protective waterproof coating, and a fine mesh HF driver protection screen, allowing application in a wide range of environments. The waveguides loaded on the compression drivers are designed in accordance with the latest theories, resulting in uniform angular coverage and high acoustical load, with very low distortion.

B&C SPEAKERS®

FE COAXIALS

5FCX44

FE-ND COAXIAL

200 W
continuous program power capacity

70°
nominal coverage

91 dB
sensitivity

60 - 18000 Hz
response

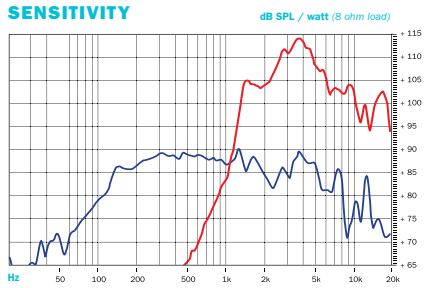

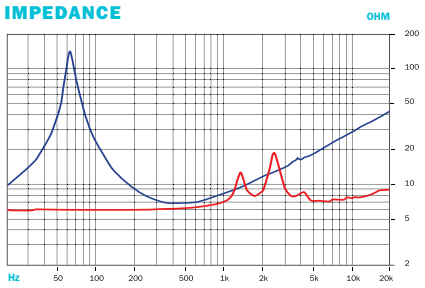

SPECIFICATIONS

Nom. Diameter	127 mm (5 in)
Nom. Impedance	8 Ω
Minimum Impedance	6.5 Ω (LF), 6.5 Ω (HF)
Frequency Range	60 - 18000 Hz
Dispersion Angle[1]	70°
Magnet Material	Ferrite (LF)/Neo Ring (HF)

LF UNIT

Sensitivity (1W/1m)[2]	91 dB
Power Handling (60 - 600 Hz) Nom. (AES)[3]	100 W
Continuous Program[4]	200 W
Voice Coil Diameter	44 mm (1.7 in)
Winding Material	Copper

HF UNIT

Sensitivity (1W/1m)[2]	107.5 dB
Power Handling (2500-20000 Hz) Nom. (AES)[3]	10 W
Continuous Program[4]	20 W
Voice Coil Diameter	25 mm (1.5 in)
Winding Material	Aluminium

>

> HF UNIT

Diaphragm Material	Polyester
Recommended Crossover[5]	2.5 kHz

MOUNTING AND SHIPPING INFORMATION

Overall Diameter	136 mm (5.35 in)
Bolt Circle Diameter	142 mm (5.6 in)
Baffle Cutout Diameter	122 mm (4.8 in)
Depth	110 mm (4.33 in)
Flange and Gasket Thickness	8 mm (0.31 in)
Net Weight	1.85 kg (4.1 lb)
Shipping Weight	2.2 kg (4.85 lb)
Shipping Box	259x259x130 mm (10.2x10.2x5.12 in)
Service kit LF	RCK005FCX44-8
Service kit HF	MMDDE5-8

THIELE & SMALL PARAMETERS

Fs	61 Hz
Re	5.6 Ω
Qes	0.25
Qms	7.8
Qts	0.25
Vas	7 dm³ (0.25 ft³)
Sd	95 cm² (14.7 in²)
η_0	0.6 %
X max	± 3 mm
X var	± 5 mm
Mms	12.3 g
Bl	10.5 T·m
Le	0.8 mH
EBP	244 Hz

[1] 1 Included by –6 dB down points.
[2] Applied RMS Voltage is set to 2.83V.
[3] 2 hours test made with continuous pink noise signal (6 dB crest factor) within the specified range. Power calculated on rated minimum impedance. Loudspeaker in free air.
[4] Power on Continuous Program is defined as 3 dB greater than the Nominal rating.
[5] 12 dB/oct. or higher slope high-pass filter.

B&C SPEAKERS®

FE COAXIALS

6FHX51

FE-ND COAXIAL

300 W
continuous program power capacity

70°
nominal coverage

93 dB
sensitivity

85 - 18000 Hz
response

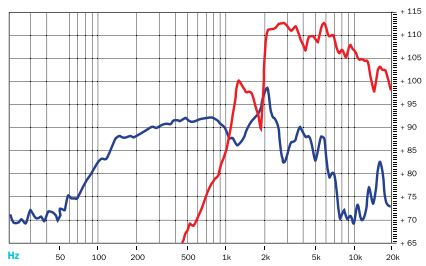

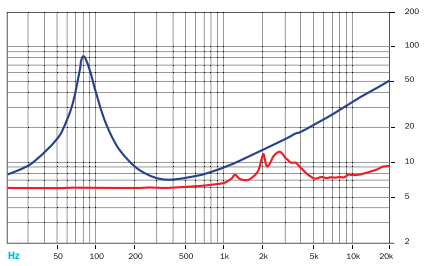

SPECIFICATIONS

Nom. Diameter	170 mm (6.5 in)
Nom. Impedance	8 Ω
Minimum Impedance	6.5 Ω (LF), 7 Ω (HF)
Frequency Range	85 - 18000 Hz
Dispersion Angle[1]	70°
Magnet Material	Ferrite (LF)/Neo Ring (HF)

LF UNIT

Sensitivity (1W/1m)[2]	93 dB
Power Handling (85-850 Hz) Nom. (AES)[3]	150 W
Continuous Program4	300 W
Voice Coil Diameter	51 mm (2 in)
Winding Material	Copper

HF UNIT

Sensitivity (1W/1m)[2]	108.5 dB
Power Handling (2500-20000 Hz)[3]	10 W
Continuous Program[4]	20 W
Voice Coil Diameter	25 mm (1 in)
Winding Material	Aluminium

>

> HF UNIT

Diaphragm Material	Polyester
Recommended Crossover[5]	2.5 kHz

MOUNTING AND SHIPPING INFORMATION

Overall Diameter	187 mm (7.4 in)
Bolt Circle Diameter	172 mm (6.7 in)
Baffle Cutout Diameter	146 mm (5.75 in)
Depth	122 mm (4.8 in)
Flange and Gasket Thickness	12 mm (0.47 in)
Net Weight	2.7 kg (5.9 lb)
Shipping Weight	3.05 kg (6.72 lb)
Shipping Box	259x259x130 mm (10.2x10.2x5.12 in)
Service kit LF	RCK06FHX51-8
Service kit HF	MMDDE5-8

THIELE & SMALL PARAMETERS

Fs	85 Hz
Re	5.5 Ω
Qes	0.4
Qms	7.8
Qts	0.37
Vas	5 dm³ (0.18 ft³)
Sd	132 cm² (20.5 in²)
η_0	0.83 %
X max	± 5 mm
X var	± 5.7 mm
Mms	16 g
Bl	11.3 T·m
Le	1 mH
EBP	212 Hz

1 1 Included by –6 dB down points.
2 Applied RMS Voltage is set to 2.83V.
3 2 hours test made with continuous pink noise signal (6 dB crest factor) within the specified range. Power calculated on rated minimum impedance. Loudspeaker in free air.
4 Power on Continuous Program is defined as 3 dB greater than the Nominal rating.
5 12 dB/oct. or higher slope high-pass filter.

B&C SPEAKERS®

FE COAXIALS

8CX21

FE COAXIAL

400 W
continuous program power capacity

100°
nominal coverage

94 dB
sensitivity

75 - 20000 Hz
response

SENSITIVITY

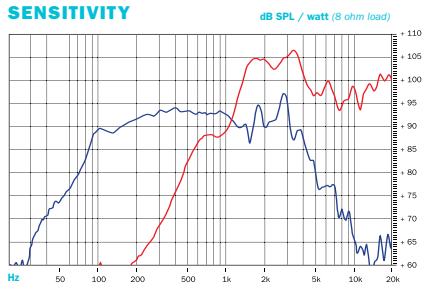

IMPEDANCE

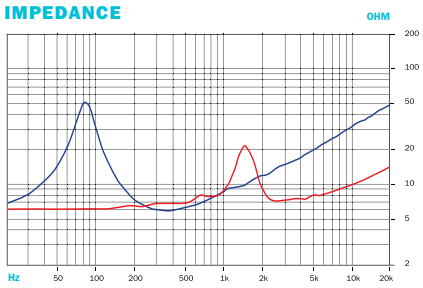

SPECIFICATIONS

Nom. Diameter	210 mm (8 in)
Nom. Impedance	8 Ω
Minimum Impedance	6.1 Ω (LF), 7.2 Ω (HF)
Frequency Range	75 - 20000 Hz
Dispersion Angle[1]	100°
Magnet Material	Ferrite Ring

LF UNIT

Sensitivity (1W/1m)[2]	94 dB
Power Handling (70 - 700 Hz) Nom. (AES)[3]	200 W
Continuous Program[4]	400 W
Voice Coil Diameter	51 mm (2.0 in)
Winding Material	Copper

HF UNIT

Sensitivity (1W/1m)[2]	101 dB
Power Handling (2000-20000 Hz) Nom. (AES)[3]	25 W
Continuous Program[4]	50 W
Voice Coil Diameter	36 mm (1.4 in)
Winding Material	Aluminium

>

> HF UNIT

Diaphragm Material	Polyester
Recommended Crossover[5]	2.5 kHz

MOUNTING AND SHIPPING INFORMATION

Overall Diameter	225 mm (8.8 in)
Bolt Circle Diameter	210 mm (8.3 in)
Baffle Cutout Diameter	187 mm (7.4 in)
Depth	135 mm (5.3 in)
Flange and Gasket Thickness	11 mm (0.4 in)
Net Weight	4.0 kg (8.8 lb)
Shipping Weight	4.7 kg (10.3 lb)
Shipping Box	294x314x165 mm (11.58x11.58x6.5 in)
Service kit LF	RCK008CX21-8
Service kit HF	MMD012-8

Also available in 16 Ω, data upon request

THIELE & SMALL PARAMETERS

Fs	74 Hz
Re	5.2 Ω
Qes	0.39
Qms	4.1
Qts	0.36
Vas	15 dm³ (0.55 ft³)
Sd	220 cm² (34.1 in²)
η_0	1.5 %
X max	± 5 mm
X var	± 5.5 mm
Mms	21 g
Bl	11.5 T·m
Le	1.2 mH
EBP	189 Hz

[1] 1 Included by –6 dB down points.
[2] Applied RMS Voltage is set to 2.83V.
[3] 2 hours test made with continuous pink noise signal (6 dB crest factor) within the specified range. Power calculated on rated minimum impedance. Loudspeaker in free air.
[4] Power on Continuous Program is defined as 3 dB greater than the Nominal rating.
[5] 12 dB/oct. or higher slope high-pass filter.

B&C SPEAKERS ®

FE COAXIALS

8FCX51

FE COAXIAL



500 W
continuous program power capacity

100°
nominal coverage

Single ferrite magnet assembly

96 dB
sensitivity

69 - 18000 Hz
response

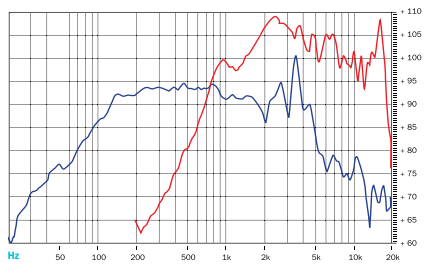

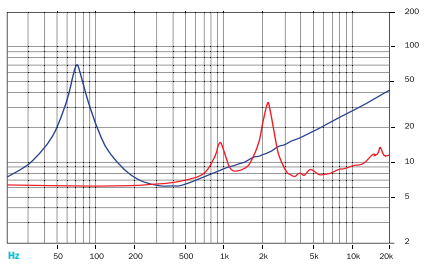

SPECIFICATIONS

Nom. Diameter	210 mm (8 in)
Nom. Impedance	8 Ω
Minimum Impedance	6 Ω (LF), 7 Ω (HF)
Frequency Range	69 - 18000 Hz
Dispersion Angle[1]	100°
Magnet Material	Ferrite Ring

LF UNIT

Sensitivity (1W/1m)[2]	96 dB
Power Handling (70-700 Hz) Nom. (AES)[3]	250 W
Continuous Program[4]	500 W
Voice Coil Diameter	51 mm (2 in)
Winding Material	Aluminium

HF UNIT

Sensitivity (1W/1m)[2]	104 dB
Power Handling (1800-20000 Hz)[3]	50 W
Continuous Program[4]	100 W
Voice Coil Diameter	44 mm (1.7 in)
Winding Material	Aluminium

>

> HF UNIT

Diaphragm Material	Polyimide
Recommended Crossover[5]	1.8 kHz

MOUNTING AND SHIPPING INFORMATION

Overall Diameter	225 mm (8.8 in)
Bolt Circle Diameter	210 mm (8.3 in)
Baffle Cutout Diameter	187 mm (7.4 in)
Depth	118 mm (4.6 in)
Flange and Gasket Thickness	10 mm (0.37 in)
Net Weight	5.1 kg (11.2 lb)
Shipping Weight	5.6 kg (12.3 lb)
Shipping Box	294x314x165 mm (11.58x11.58x6.5 in)
Service kit LF	RCK008FCX44-8
Service kit HF	MMD400-8

THIELE & SMALL PARAMETERS

Fs	69 Hz
Re	4.9 Ω
Qes	0.36
Qms	6.3
Qts	0.34
Vas	16 dm³ (0.56 ft³)
Sd	220 cm² (34.1 in²)
η_0	1.4 %
X max	± 6.5 mm
X var	± 6 mm
Mms	22 g
Bl	11.5 T·m
Le	0.9 mH
EBP	191 Hz

[1] 1 Included by –6 dB down points.
[2] Applied RMS Voltage is set to 2.83V.
[3] 2 hours test made with continuous pink noise signal (6 dB crest factor) within the specified range. Power calculated on rated minimum impedance. Loudspeaker in free air.
[4] Power on Continuous Program is defined as 3 dB greater than the Nominal rating.
[5] 12 dB/oct. or higher slope high-pass filter.

B&C SPEAKERS ®

FE COAXIALS

10FCX64

FE COAXIAL

500 W
continuous program power capacity

70°
nominal coverage

Single ferrite magnet assembly

95 dB
sensitivity

65 - 18000 Hz
response

SENSITIVITY

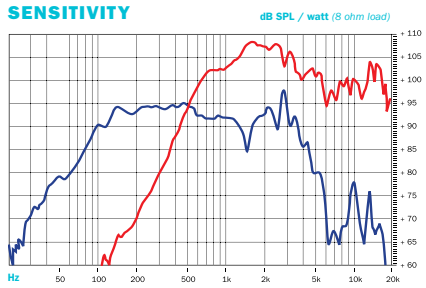

IMPEDANCE

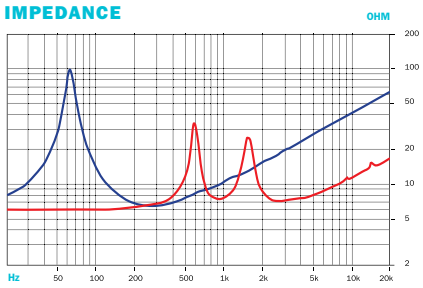

SPECIFICATIONS

Nom. Diameter	250 mm (10 in)
Nom. Impedance	8 Ω
Minimum Impedance	6.4 Ω (LF), 7 Ω (HF)
Frequency Range	65 - 18000 Hz
Dispersion Angle[1]	70°
Magnet Material	Ferrite Ring

LF UNIT

Sensitivity (1W/1m)[2]	95 dB
Power Handling (65 - 650 Hz) Nom. (AES)[3]	250 W
Continuous Program[4]	500 W
Voice Coil Diameter	64 mm (2.5 in)
Winding Material	Copper

HF UNIT

Sensitivity (1W/1m)[2]	104 dB
Power Handling (1200-20000 Hz) Nom. (AES)[3]	80 W
Continuous Program[4]	160 W
Voice Coil Diameter	65 mm (2.5 in)
Winding Material	Aluminium

>

> HF UNIT

Diaphragm Material	Titanium
Recommended Crossover[5]	1.2 kHz

MOUNTING AND SHIPPING INFORMATION

Overall Diameter	261 mm (10.3 in)
Bolt Circle Diameter	245 mm (9.6 in)
Baffle Cutout Diameter	230 mm (8.8 in)
Depth	145 mm (5.7 in)
Flange and Gasket Thickness	12.5 mm (0.5in)
Net Weight	5.65 kg (12.8 lb)
Shipping Weight	6.45 kg (14.2 lb)
Shipping Box	364x364x180 mm (14.34x14.34x7.09 in)
Service kit LF	RCK10FCX64-8
Service kit HF	MMD620TN-8M

THIELE & SMALL PARAMETERS

Fs	63 Hz
Re	5.5 Ω
Qes	0.44
Qms	7.9
Qts	0.42
Vas	25 dm³ (0.89 ft³)
Sd	320 cm² (49.1 in²)
η_0	1.4 %
X max	± 5.5 mm
X var	± 6 mm
Mms	36.5 g
Bl	13.4 T·m
Le	1.2 mH

1 1 Included by –6 dB down points.
2 Applied RMS Voltage is set to 2.83V.
3 2 hours test made with continuous pink noise signal (6 dB crest factor) within the specified range. Power calculated on rated minimum impedance. Loudspeaker in free air.
4 Power on Continuous Program is defined as 3 dB greater than the Nominal rating.
5 12 dB/oct. or higher slope high-pass filter.

B&C SPEAKERS®

FE COAXIALS

12FHX76

FE COAXIAL

700 W
continuous program power capacity

60° x 40°
nominal coverage

Modified exponential horn flare for improved acoustic loading and controlled coverage

98 dB
sensitivity

45 - 18000 Hz
response

Single ferrite magnet assembly

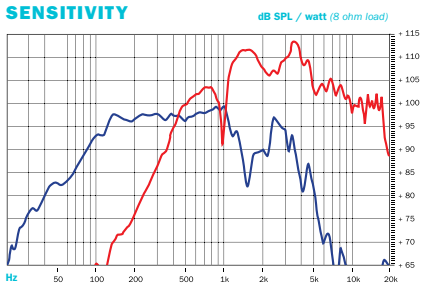

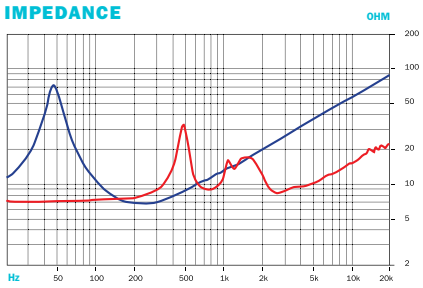

SPECIFICATIONS

Nom. Diameter	320 mm (6.5 in)
Nom. Impedance	8 Ω
Minimum Impedance	6 Ω (LF), 7.8 Ω (HF)
Frequency Range	45 - 18000 Hz
Dispersion Angle[1]	60° x 40°
Magnet Material	Ferrite Ring

LF UNIT

Sensitivity (1W/1m)[2]	98 dB
Power Handling (45-450 Hz) Nom. (AES)[3]	350 W
Continuous Program[4]	700 W
Voice Coil Diameter	76 mm (3 in)
Winding Material	Copper

HF UNIT

Sensitivity (1W/1m)[2]	106 dB
Power Handling (1200-20000 Hz)[3]	80 W
Continuous Program[4]	160 W
Voice Coil Diameter	75 mm (3 in)
Winding Material	Aluminium

>

> HF UNIT

Diaphragm Material	Titanium
Recommended Crossover[5]	1.2 kHz

MOUNTING AND SHIPPING INFORMATION

Overall Diameter	315 mm (12.4 in)
Bolt Circle Diameter	298 mm (11.7 in)
Baffle Cutout Diameter	284 mm (11.14 in)
Depth	169 mm (6.65 in)
Flange and Gasket Thickness	13 mm (0.51 in)
Net Weight	8.5 kg (18.7 lb)
Shipping Weight	10.3 kg (22.7 lb)
Shipping Box	439x439x225 mm (17.3x17.3x8.87 in)
Service kit LF	RCK12FHX76-8
Service kit HF	MMD3BTN-8M

THIELE & SMALL PARAMETERS

Fs	48 Hz
Re	5.2 Ω
Qes	0.36
Qms	5.4
Qts	0.33
Vas	88 dm³ (3.1 ft³)
Sd	522 cm² (80.9 in²)
η_0	2.7 %
X max	± 6.5 mm
X var	± 4 mm
Mms	47 g
Bl	14.4 T·m
Le	1.6 mH
EBP	133 Hz

Also available in 4 Ω, data upon request
Also available 12FCX76 (without horn/ 80° disp.)

[1] 1 Included by –6 dB down points.
[2] Applied RMS Voltage is set to 2.83V.
[3] 2 hours test made with continuous pink noise signal (6 dB crest factor) within the specified range. Power calculated on rated minimum impedance. Loudspeaker in free air.
[4] Power on Continuous Program is defined as 3 dB greater than the Nominal rating.
[5] 12 dB/oct. or higher slope high-pass filter.

B&C SPEAKERS®

FE COAXIALS

15FCX76

FE COAXIAL

800 W
continuous program power capacity

80°
nominal coverage

Single ferrite magnet assembly

98 dB
sensitivity

40 - 18000 Hz
response

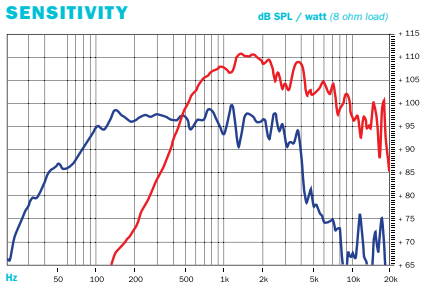

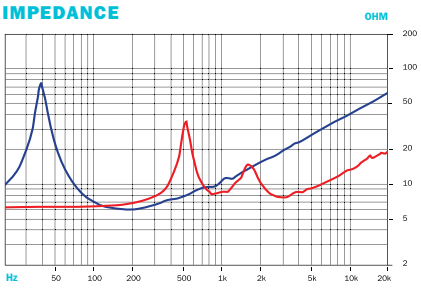

SPECIFICATIONS

Nom. Diameter	380 mm (6.5 in)
Nom. Impedance	8 Ω
Minimum Impedance	6 Ω (LF), 7.8 Ω (HF)
Frequency Range	40 - 18000 Hz
Dispersion Angle[1]	80°
Magnet Material	Ferrite Ring

LF UNIT

Sensitivity (1W/1m)[2]	98 dB
Power Handling (40 - 400 Hz) Nom. (AES)[3]	400 W
Continuous Program[4]	800 W
Voice Coil Diameter	76 mm (3 in)
Winding Material	Copper

HF UNIT

Sensitivity (1W/1m)[2]	105 dB
Power Handling (1200-20000 Hz) Nom. (AES)[3]	80 W
Continuous Program[4]	160 W
Voice Coil Diameter	75 mm (3 in)
Winding Material	Aluminium

>

> HF UNIT

Diaphragm Material	Titanium
Recommended Crossover[5]	1.2 kHz

MOUNTING AND SHIPPING INFORMATION

Overall Diameter	393 mm (15.5 in)
Bolt Circle Diameter	374 mm (16.7 in)
Baffle Cutout Diameter	353 mm (13.9 in)
Depth	196 mm (7.7 in)
Flange and Gasket Thickness	16 mm (0.62 in)
Net Weight	9 kg (19.8 lb)
Shipping Weight	9.7 kg (21.4 lb)
Shipping Box	509x509x240 mm (20.05x20.05x9.46 in)
Service kit LF	RCK15FCX76-8
Service kit HF	MMD3BTN-8M

THIELE & SMALL PARAMETERS

Fs	40 Hz
Re	5.2 Ω
Qes	0.47
Qms	8.3
Qts	0.44
Vas	187 dm³ (6.6 ft³)
Sd	855 cm² (132.5 in²)
η_0	2.5 %
X max	± 6.5 mm
X var	± 7.5 mm
Mms	87 g
Bl	15.6 T·m
Le	1.2 mH
EBP	85 Hz

Also available 15FHX76 (with 60°x 40° horn)

[1] 1 Included by –6 dB down points.
[2] Applied RMS Voltage is set to 2.83V.
[3] 2 hours test made with continuous pink noise signal (6 dB crest factor) within the specified range. Power calculated on rated minimum impedance. Loudspeaker in free air.
[4] Power on Continuous Program is defined as 3 dB greater than the Nominal rating.
[5] 12 dB/oct. or higher slope high-pass filter.

ND COAXIALS

Coaxial loudspeakers combine the features of the best cone loudspeakers and compression drivers into a one-piece, point source solution. Their format enables electro-acoustical designers to build very compact, versatile systems.

All Coaxial loudspeaker cones are treated with a protective waterproof coating, and a fine mesh HF driver protection screen, allowing application in a wide range of environments. The waveguides loaded on the compression drivers are designed in accordance with the latest theories, resulting in uniform angular coverage and high acoustical load, with very low distortion.

B&C SPEAKERS®

6HCX51

ND COAXIAL

ND COAXIALS

300 W
continuous program power capacity

70°
nominal coverage

Single Neodymium magnet assembly

92 dB
sensitivity

90 - 18000 Hz
response

SENSITIVITY

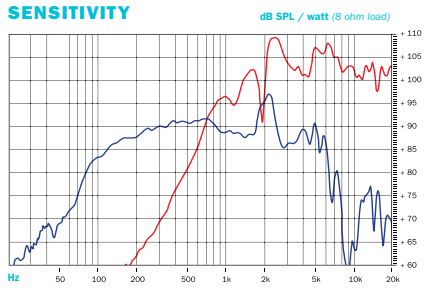

IMPEDANCE

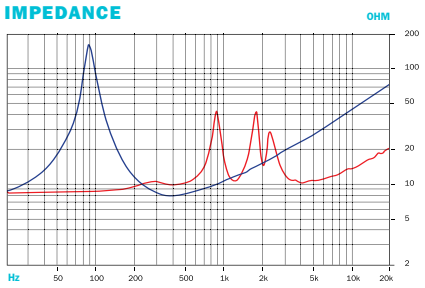

SPECIFICATIONS

Nom. Diameter	170 mm (6.5 in)
Nom. Impedance	8 Ω
Minimum Impedance	6 Ω (LF), 7.5 Ω (HF)
Frequency Range	90 - 18000 Hz
Dispersion Angle[1]	70°
Magnet Material	Neodymium Ring

LF UNIT

Sensitivity (1W/1m)[2]	92 dB
Power Handling (90 - 900 Hz) Nom. (AES)[3]	150 W
Continuous Program[4]	300 W
Voice Coil Diameter	51 mm (2 in)
Winding Material	Copper

HF UNIT

Sensitivity (1W/1m)[2]	105 dB
Power Handling (1500-20000 Hz) Nom. (AES)[3]	25 W
Continuous Program[4]	50 W
Voice Coil Diameter	36 mm (1.4 in)
Winding Material	Aluminium

>

> HF UNIT

Diaphragm Material	Polyester
Recommended Crossover[5]	2.2 kHz

MOUNTING AND SHIPPING INFORMATION

Overall Diameter	187 mm (7.4 in)
Bolt Circle Diameter	172 mm (6.7 in)
Baffle Cutout Diameter	146 mm (5.7 in)
Depth	104 mm (4.1 in)
Flange and Gasket Thickness	11 mm (0.4 in)
Net Weight	1.55 kg (3.4 lb)
Shipping Weight	1.85 kg (4.1 lb)
Shipping Box	259x259x130 mm (10.2x10.2x5.12 in)
Service kit LF	RCK06HCX51-8
Service kit HF	MMD012-8

THIELE & SMALL PARAMETERS

Fs	89 Hz
Re	5.2 Ω
Qes	0.4
Qms	7.5
Qts	0.38
Vas	5 dm³ (0.18 ft³)
Sd	132 cm² (20.5 in²)
η_0	0.8 %
X max	± 5 mm
X var	± 5.5 mm
Mms	16 g
Bl	10.9 T·m
Le	0.8 mH
EBP	222 Hz

Also available in 16 Ω, data upon request

[1] 1 Included by –6 dB down points.
[2] Applied RMS Voltage is set to 2.83V.
[3] 2 hours test made with continuous pink noise signal (6 dB crest factor) within the specified range. Power calculated on rated minimum impedance. Loudspeaker in free air.
[4] Power on Continuous Program is defined as 3 dB greater than the Nominal rating.
[5] 12 dB/oct. or higher slope high-pass filter.

B&C SPEAKERS ®

8CXN51

ND COAXIAL

ND COAXIALS

500 W
continuous program power capacity

100°
nominal coverage

Single Neodymium magnet assembly

97 dB
sensitivity

70 - 18000 Hz
response

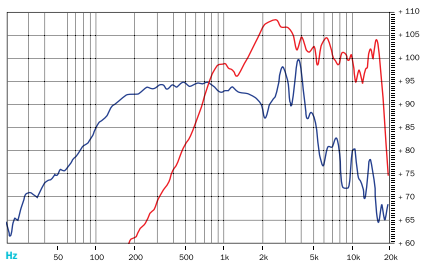

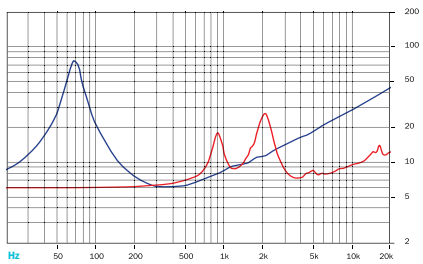

SPECIFICATIONS

Nom. Diameter	210 mm (8 in)
Nom. Impedance	8 Ω
Minimum Impedance	6 Ω (LF), 7.4 Ω (HF)
Frequency Range	70 - 18000 Hz
Dispersion Angle[1]	100°
Magnet Material	Neodymium Ring

LF UNIT

Sensitivity (1W/1m)[2]	97 dB
Power Handling (90-900 Hz) Nom. (AES)[3]	250 W
Continuous Program[4]	500 W
Voice Coil Diameter	51 mm (2 in)
Winding Material	Aluminuim

HF UNIT

Sensitivity (1W/1m)[2]	104 dB
Power Handling (90-900 Hz)[3]	50 W
Continuous Program[4]	100 W
Voice Coil Diameter	44 mm (1.7 in)
Winding Material	Aluminium

>

> HF UNIT

Diaphragm Material	Polyimide
Recommended Crossover[5]	1.8 kHz

MOUNTING AND SHIPPING INFORMATION

Overall Diameter	225 mm (8.8 in)
Bolt Circle Diameter	210 mm (8.3 in)
Baffle Cutout Diameter	187 mm (7.4 in)
Depth	111 mm (4.4 in)
Flange and Gasket Thickness	10 mm (0.4 in)
Net Weight	2.5 kg (5.5 lb)
Shipping Weight	3.2 kg (7.0 lb)
Shipping Box	294x314x165 mm (11.58x11.58x6.5 in)
Service kit LF	RCK008HCX51-8
Service kit HF	MMD400-8

THIELE & SMALL PARAMETERS

Fs	68 Hz
Re	4.9 Ω
Qes	0.29
Qms	4.7
Qts	0.27
Vas	17 dm³ (0.60 ft³)
Sd	220 cm² (34.1 in²)
η_0	1.8 %
X max	± 6 mm
X var	± 6 mm
Mms	22 g
Bl	12.6 T·m
Le	0.9 mH
EBP	234 Hz

Also available in 4 and 16 Ω, data upon request

1 1 Included by –6 dB down points.
2 Applied RMS Voltage is set to 2.83V.
3 2 hours test made with continuous pink noise signal (6 dB crest factor) within the specified range. Power calculated on rated minimum impedance. Loudspeaker in free air.
4 Power on Continuous Program is defined as 3 dB greater than the Nominal rating.
5 12 dB/oct. or higher slope high-pass filter.

B&C SPEAKERS®

12CXN76

ND COAXIAL

ND COAXIALS

700 W
continuous program power capacity

80°
nominal coverage

Single Neodymium magnet assembly

99 dB
sensitivity

45 - 18000 Hz
response

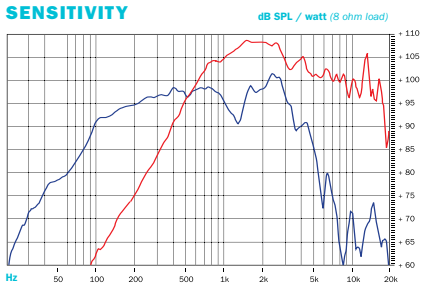

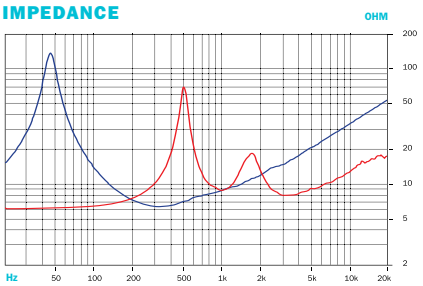

SPECIFICATIONS

Nom. Diameter	320 mm (12 in)
Nom. Impedance	8 Ω
Minimum Impedance	6.5 Ω (LF), 8 Ω (HF)
Frequency Range	45 - 18000 Hz
Dispersion Angle[1]	80°
Magnet Material	Neodymium Ring

LF UNIT

Sensitivity (1W/1m)[2]	99 dB
Power Handling (50 - 500 Hz) Nom. (AES)[3]	350 W
Continuous Program[4]	700 W
Voice Coil Diameter	76 mm (3 in)
Winding Material	Copper

HF UNIT

Sensitivity (1W/1m)[2]	105 dB
Power Handling (90-900 Hz) Nom. (AES)[3]	80 W
Continuous Program[4]	160 W
Voice Coil Diameter	75 mm (3 in)
Winding Material	Aluminium

>

> HF UNIT

Diaphragm Material	Polyester/Titanium
Recommended Crossover[5]	1.2 kHz

MOUNTING AND SHIPPING INFORMATION

Overall Diameter	315 mm (12.4 in)
Bolt Circle Diameter	298 mm (11.7 in)
Baffle Cutout Diameter	282 mm (11.1 in)
Depth	170 mm (6.7 in)
Flange and Gasket Thickness	14 mm (0.55 in)
Net Weight	5 kg (11 lb)
Shipping Weight	5.9 kg (13 lb)
Shipping Box	439x439x225 mm (17.3x17.3x8.87 in)
Service kit LF	RCK12CXN76-8
Service kit HF	MMD902-8

THIELE & SMALL PARAMETERS

Fs	42 Hz
Re	5.0 Ω
Qes	0.2
Qms	8.0
Qts	0.19
Vas	120 dm³ (4.2 ft³)
Sd	522 cm² (80.9 in²)
η_0	4.1 %
X max	± 4 mm
X var	± 6 mm
Mms	47 g
Bl	17.6 T·m
Le	0.8 mH
EBP	210 Hz

Also available in 4 Ω, data upon request
Also available 15HCX76 (with 60°x 40° horn)

[1] 1 Included by –6 dB down points.
[2] Applied RMS Voltage is set to 2.83V.
[3] 2 hours test made with continuous pink noise signal (6 dB crest factor) within the specified range. Power calculated on rated minimum impedance. Loudspeaker in free air.
[4] Power on Continuous Program is defined as 3 dB greater than the Nominal rating.
[5] 12 dB/oct. or higher slope high-pass filter.

B&C SPEAKERS ®

14CXN76

ND COAXIAL

ND COAXIALS

800 W
continuous program power capacity

80°
nominal coverage

Single Neodymium magnet assembly

100 dB
sensitivity

45 - 18000 Hz
response

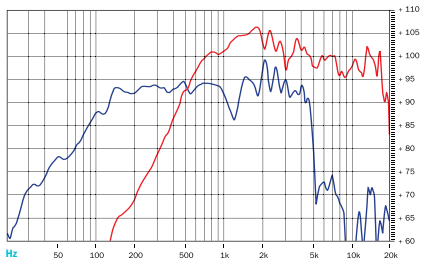

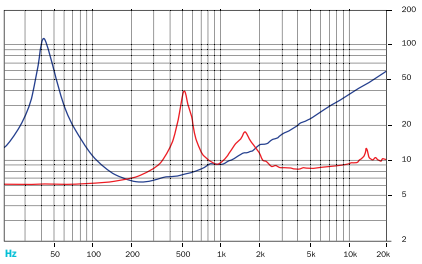

SPECIFICATIONS

Nom. Diameter	355 mm (14 in)
Nom. Impedance	8 Ω
Minimum Impedance	6.5 Ω (LF), 8.2 Ω (HF)
Frequency Range	45 - 18000 Hz
Dispersion Angle[1]	80°
Magnet Material	Neodymium Ring

LF UNIT

Sensitivity (1W/1m)[2]	100 dB
Power Handling (45-450 Hz) Nom. (AES)[3]	400 W
Continuous Program	800 W
Voice Coil Diameter	76 mm (3 in)
Winding Material	Copper

HF UNIT

Sensitivity (1W/1m)[4]	105 dB
Power Handling (1200-20000 Hz)[5]	80 W
Continuous Program[6]	160 W
Voice Coil Diameter	75 mm (3 in)
Winding Material	Aluminium

>

> HF UNIT

Diaphragm Material	Polyester/Titanium
Recommended Crossover[7]	1.2 kHz

MOUNTING AND SHIPPING INFORMATION

Overall Diameter	359 mm (14.1 in)
Bolt Circle Diameter	343 mm (13.5 in)
Baffle Cutout Diameter	323 mm (12.7 in)
Depth	191 mm (7.5 in)
Flange and Gasket Thickness	15 mm (0.59 in)
Net Weight	5.6 kg (12.35 lb)
Shipping Weight	7.1 kg (15.65 lb)
Shipping Box	509x509x240 mm 20.05x20.05x9.46 in)
Service kit LF	RCK14CXN76-8
Service kit HF	MMD902-8M

THIELE & SMALL PARAMETERS

Fs	45 Hz
Re	5.2 Ω
Qes	0.29
Qms	8.5
Qts	0.28
Vas	131 dm³ (4.63 ft³)
Sd	707 cm² (109.59 in²)
η_0	4.0 %
X max	± 6 mm
X var	± 8 mm
Mms	67 g
Bl	18.4 T·m
Le	1.0 mH
Le	155 Hz

Also available 14HCX76 (with 60°x 40° horn)

1 Included by –6 dB down points.
2 Applied RMS Voltage is set to 2.83V
3 2 hours test made with continuous pink noise signal (6 dB crest factor) within the range Fs-10Fs. Power calculated on rated minimum impedance. Loudspeaker in free air.
4 Applied RMS Voltage is set to 2.83V
5 2 hour test made with continuous pink noise signal (6 dB crest factor) within the range from the recommended crossover frequency to 20 kHz. Power calculated on rated minimum impedance. Loudspeaker in free air.
6 Power on Continuous Program is defined as 3 dB greater than the Nominal rating.
7 12 dB/oct. or higher slope high-pass filter.

B&C SPEAKERS®

15HCX76

ND COAXIAL

ND COAXIALS

800 W
continuous program power capacity

60° x 40°
nominal coverage

Modified exponential horn flare for improved acoustic loading and controlled coverage

99 dB
sensitivity

40 - 18000 Hz
response

Single Neodymium magnet assembly

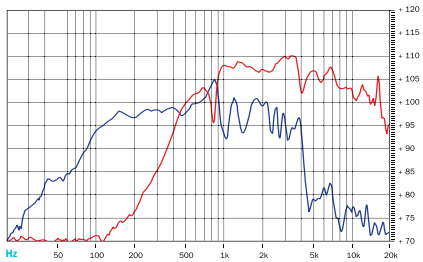

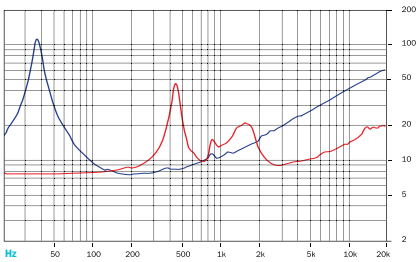

SPECIFICATIONS

Nom. Diameter	380 mm (15 in)
Nom. Impedance	8 Ω
Minimum Impedance	6.0 Ω (lf), 8.0 Ω (hf)
Frequency Range	40 - 18000 Hz
Dispersion Angle[1]	60°x40°
Magnet Material	Neodymium Ring

LF UNIT

Sensitivity (1W/1m)[2]	99 dB
Power Handling (90 - 900 Hz) Nom. (AES)[3]	400 W
Continuous Program[4]	800 W
Voice Coil Diameter	76 mm (3 in)
Winding Material	Copper

HF UNIT

Sensitivity (1W/1m)[2]	107 dB
Power Handling (1200-20000 Hz) Nom. (AES)[3]	80 W
Continuous Program[4]	160 W
Voice Coil Diameter	75 mm (3 in)
Winding Material	Aluminium

>

> HF UNIT

Diaphragm Material	Titanium
Recommended Crossover[5]	1.2 kHz

MOUNTING AND SHIPPING INFORMATION

Overall Diameter	393 mm (15.5 in)
Bolt Circle Diameter	374 mm (14.7 in)
Baffle Cutout Diameter	353 mm (13.9 in)
Depth	200 mm (7.87 in)
Flange and Gasket Thickness	16 mm (0.62 in)
Net Weight	9.5 kg (20.9 lb)
Shipping Weight	10.2 kg (22.5 lb)
Shipping Box	509x509x240 mm (20.05x20.05x9.46 in)
Service kit LF	RCK15HCX76-8
Service kit HF	MMD3BTN-8

THIELE & SMALL PARAMETERS

Fs	38 Hz
Re	5.1 Ω
Qes	0.3
Qms	5.8
Qts	0.28
Vas	246 dm³ (8.6 ft³)
Sd	855 cm² (132.5 in²)
η_0	3.7%
X max	± 4.5 mm
X var	± 6 mm
Mms	82 g
Bl	17.8 T·m
Le	0.9 mH
EBP	126 Hz

Also available 15CXN76 (without horn / 80° disp)

[1] 1 Included by –6 dB down points.
[2] Applied RMS Voltage is set to 2.83V.
[3] 2 hours test made with continuous pink noise signal (6 dB crest factor) within the specified range. Power calculated on rated minimum impedance. Loudspeaker in free air.
[4] Power on Continuous Program is defined as 3 dB greater than the Nominal rating.
[5] 12 dB/oct. or higher slope high-pass filter.

B&C Speakers has been a market leader in compression driver technology for more than three decades. Our reliability and performance is second to none. We continue to work with a wide variety of materials to further improve the performance of our HF devices. Through our modeling programs we are able to analyze every aspect of the driver, and study the impact of key components on each design.

We use four different diaphragm materials: Polyester, pure Titanium, Polyimide and High Temperature (HT) Polyester. Each material has its own unique benefits and qualities. Polyester allows for an exceptionally smooth transient response. Pure Titanium provides superb power handling and excellent reliability in the field. Polyimide achieves very high power handling and sensitivity levels, and creates a smooth top end response. HT Polyester provides superior power handling and higher output levels in the upper octave ranges.

Other features in our compression drivers include copper shorting rings and flat, edge-wound, copper-clad, aluminum voice coil wire.

Also new are the DE14 and DE14TN, the next evolution of the industry standard DE12, 1"exit ferrite magnet high frequency driver. This 44mm (1.7”) diaphragm driver now features an optimized phase plug and rear cap that improve frequency response with lower distortion.

B&C SPEAKERS®

DE10

FE HF DRIVER

FE HF DRIVERS

40 W
continuous program power capacity

25 mm (1 in)
aluminium voice coil

1"
horn throat diameter

107 dB
sensitivity

1500 - 18000 Hz
response

Polyester diaphragm

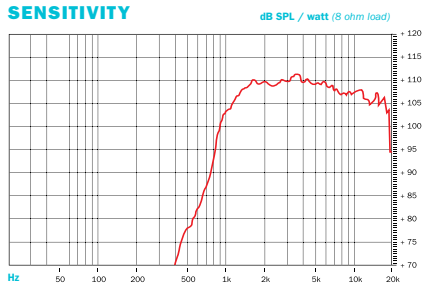

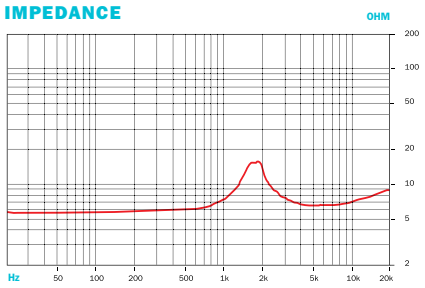

SPECIFICATIONS[1]

Throat Diameter	25 mm (1 in)
Nominal Impedance	8 Ω
Minimum Impedance	6.3 Ω
Power Handling (2500 - 20000 Hz)	
Nominal (AES)[2]	20 W
Continuous Program[3]	40 W
Sensitivity (1W/1m)[4]	107 dB
Frequency Range	1.5 - 18 kHz
Recommended crossover[5]	2.5 kHz
Voice Coil Diameter	25 mm (1 in)
Winding Material	Aluminium
Inductance	0.1 mH
Diaphragm Material	Polyester
Flux Density	1.55 T
Magnet Material	Ferrite Ring

MOUNTING AND SHIPPING INFORMATION

Two M5 holes 180° on 76 mm (3 in) diameter	
Overall Diameter	90 mm (3.5 in)
Depth	53 mm (2.1 in)
Net Weight (1 unit)	0.8 kg (1.8 lb)
Shipping Weight (8 units)	6.7 kg (14.7 lb)
Shipping Box (8 units)	220x220x150 mm (8.7x8.7x5.9 in)
Replacement Diaphragm	MMD010-8

Also available in 16 Ω, data upon request

[1] Driver mounted on B&C ME 10 horn.
[2] 2 hour test made with continuous pink noise signal (6 dB crest factor) within the specified range. Power calculated on rated minimum impedance.
[3] Power on Continuous Program is defined as 3 dB greater than the Nominal rating.
[4] Applied RMS Voltage is set to 2.83 V for 8 ohms Nominal Impedance. Average SPL from 2000 to 18000 Hz.
[5] 12 dB/oct. or higher slope high-pass filter.

B&C SPEAKERS ®

DE12

FE HF DRIVER

FE HF DRIVERS

50 W
continuous program power capacity

36 mm (1.4 in)
aluminium voice coil

1"
horn throat diameter

106 dB
sensitivity

1500 - 18000 Hz
response

Polyester diaphragm

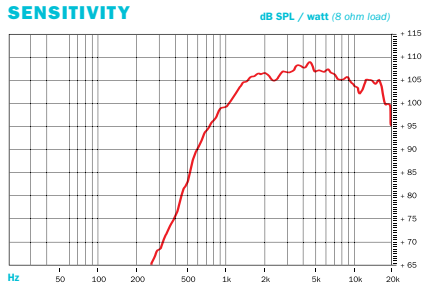

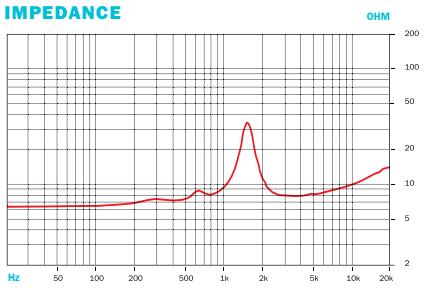

SPECIFICATIONS[1]

Throat Diameter	25 mm (1 in)
Nominal Impedance	8 Ω
Minimum Impedance	7.8 Ω
Power Handling (2200 - 20000 Hz)	
Nominal (AES)[2]	25 W
Continuous Program[3]	50 W
Sensitivity (1W/1m)[4]	106 dB
Frequency Range	1.5 - 18 kHz
Recommended crossover[5]	2.2 kHz
Voice Coil Diameter	36 mm (1.4 in)
Winding Material	Aluminium
Inductance	0.14 mH
Diaphragm Material	Polyester
Flux Density	1.45 T
Magnet Material	Ferrite Ring

MOUNTING AND SHIPPING INFORMATION

Two M5 holes 180° on 76 mm (3 in) diameter	
Overall Diameter	90 mm (3.5 in)
Depth	49 mm (2 in)
Net Weight (1 unit)	1 kg (2.2 lb)
Shipping Weight (8 units)	8.9 kg (20 lb)
Shipping Box (8 units)	220x220x150 mm (8.7x8.7x5.9 in)
Replacement Diaphragm	MMD012-8

Also available in 16 Ω, data upon request
Also available DE12TC (Titanium diaphragm)

[1] Driver mounted on B&C ME 45 horn.
[2] 2 hour test made with continuous pink noise signal (6 dB crest factor) within the specified range. Power calculated on rated minimum impedance.
[3] Power on Continuous Program is defined as 3 dB greater than the Nominal rating.
[4] Applied RMS Voltage is set to 2.83 V for 8 ohms and 4V for 16 ohms Nominal Impedance. Average SPL from 2000 to 18000 Hz.
[5] 12 dB/oct. or higher slope high-pass filter.

B&C SPEAKERS ®

DE14TN

FE HF DRIVER

FE HF DRIVERS

60 W
continuous program power capacity

36 mm (1.4 in)
aluminium voice coil

1"
horn throat diameter

105 dB
sensitivity

1500 - 18000 Hz
response

Titanium diaphragm

SENSITIVITY

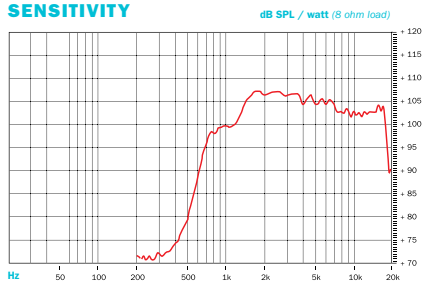

IMPEDANCE

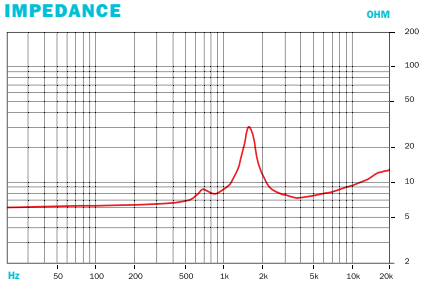

SPECIFICATIONS[1]

Throat Diameter	25 mm (1 in)
Nominal Impedance	8 Ω
Minimum Impedance	7.4 Ω
Power Handling (2200 - 20000 Hz)	
Nominal (AES)[2]	30 W
Continuous Program[3]	60 W
Sensitivity (1W/1m)[4]	105 dB
Frequency Range	1.5 - 18 kHz
Recommended crossover[5]	2.2 kHz
Voice Coil Diameter	36 mm (1.4 in)
Winding Material	Aluminium
Inductance	0.14 mH
Diaphragm Material	Titanium
Flux Density	1.45 T
Magnet Material	Ferrite Ring

MOUNTING AND SHIPPING INFORMATION

Two M5 holes 180° on 76 mm (3 in) diameter	
Three M6 holes 120° on 57 mm (2.2 in) diameter	
Overall Diameter	90 mm (3.5 in)
Depth	49 mm (2 in)
Net Weight (1 unit)	1.1 kg (2.4 lb)
Shipping Weight (8 units)	9.4 kg (20.7 lb)
Shipping Box (8 units)	220x220x150 mm (8.7x8.7x5.9 in)
Replacement Diaphragm	MMD014TN-8

Also available in 16 Ω, data upon request
Also available DE14 (Polyester Diaphragm)

[1] Driver mounted on B&C ME 45 horn.
[2] 2 hour test made with continuous pink noise signal (6 dB crest factor) within the specified range. Power calculated on rated minimum impedance.
[3] Power on Continuous Program is defined as 3 dB greater than the Nominal rating.
[4] Applied RMS Voltage is set to 2.83 V for 8 ohms and 4V for 16 ohms Nominal Impedance. Average SPL from 2000 to 18000 Hz.
[5] 12 dB/oct. or higher slope high-pass filter.

DE160

FE HF DRIVER

FE HF DRIVERS

80 W
continuous program power capacity

44 mm (1.7 in)
aluminium voice coil

1"
horn throat diameter

107 dB
sensitivity

1500 - 18000 Hz
response

Polyester diaphragm

SENSITIVITY

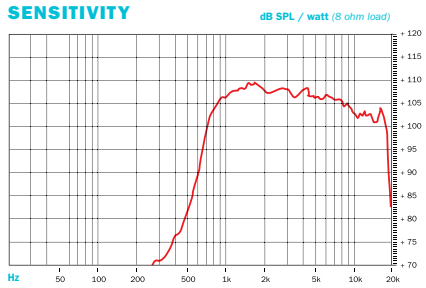

IMPEDANCE

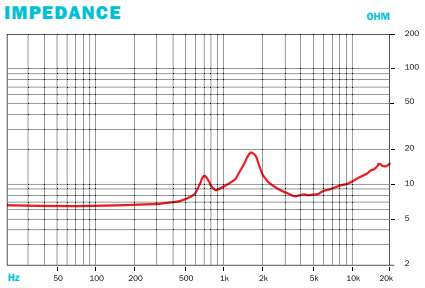

SPECIFICATIONS[1]

Throat Diameter	25 mm (1 in)
Nominal Impedance	8 Ω
Minimum Impedance	7.4 Ω
Power Handling (1600 - 20000 Hz)	
Nominal (AES)[2]	40 W
Continuous Program[3]	80 W
Sensitivity (1W/1m)[4]	107 dB
Frequency Range	1.5 - 18 kHz
Recommended crossover[5]	2 kHz
Voice Coil Diameter	44 mm (1.7 in)
Winding Material	Aluminium
Inductance	0.11 mH
Diaphragm Material	Polyester
Flux Density	1.5 T
Magnet Material	Ferrite Ring

MOUNTING AND SHIPPING INFORMATION

Two M6 holes 180° on 76 mm (3 in) diameter	
Overall Diameter	102 mm (4 in)
Depth	61 mm (2.4 in)
Net Weight (1 unit)	1.6 kg (3.5 lb)
Shipping Weight (8 units)	13.9 kg (30.6 lb)
Shipping Box (8 units)	220x220x150 mm (8.7x8.7x5.9 in)
Replacement Diaphragm	MMDDE160-8

Also available in 16 Ω, data upon request

[1] Driver mounted on B&C ME 45 horn.
[2] 2 hour test made with continuous pink noise signal (6 dB crest factor) within the specified range. Power calculated on rated minimum impedance.
[3] Power on Continuous Program is defined as 3 dB greater than the Nominal rating.
[4] Applied RMS Voltage is set to 2.83 V for 8 ohms and 4V for 16 ohms Nominal Impedance. Average SPL from 1000 to 18000 Hz.
[5] 12 dB/oct. or higher slope high-pass filter.

B&C SPEAKERS®

DE180

FE HF DRIVER

FE HF DRIVERS

120 W
continuous program power capacity

44 mm (1.7 in)
aluminium voice coil

1"
horn throat diameter

106.5 dB
sensitivity

1000 - 17000 Hz
response

Polyimide diaphragm

SENSITIVITY

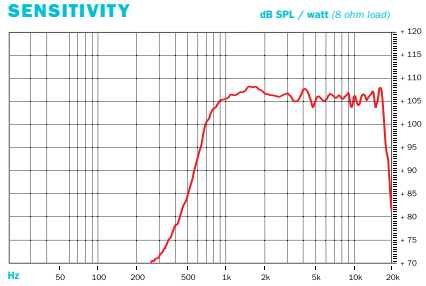

IMPEDANCE

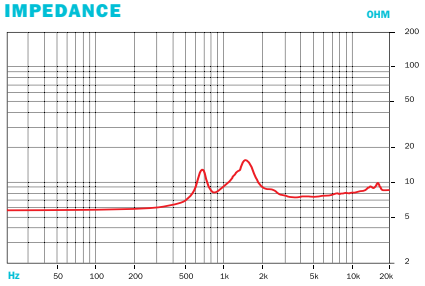

SPECIFICATIONS[1]

Throat Diameter	25 mm (1 in)
Nominal Impedance	8 Ω
Minimum Impedance	7.4 Ω
Power Handling (2000 - 20000 Hz)	
Nominal (AES)[2]	60 W
Continuous Program[3]	120 W
Sensitivity (1W/1m)[4]	106.5 dB
Frequency Range	1 - 17 kHz
Recommended crossover[5]	2 kHz
Voice Coil Diameter	44 mm (1.7 in)
Winding Material	Aluminium
Inductance	0.12 mH
Diaphragm Material	Polyimide
Flux Density	1.35 T
Magnet Material	Ferrite

MOUNTING AND SHIPPING INFORMATION

Two M6 holes 180° on 76 mm (3 in) diameter	
Overall Diameter	102 mm (4.0 in)
Depth	61 mm (2.4 in)
Net Weight (1 unit)	1.6 kg (3.5 lb)
Shipping Weight (8 units)	13.9 kg (30.6 lb)
Shipping Box (8 units)	220x220x150 mm (8.7x8.7x5.9 in)
Replacement Diaphragm	MMDDE180-8

Also available in 16 Ω, data upon request
Also available DE 200 (Titanium Diaphragm)

[1] Driver mounted on B&C ME 45 horn.
[2] Hours test made with continuous pink noise signal (6 dB crest factor) within the specified range. Power calculated on rated minimum impedance.
[3] Power on Continuous Program is defined as 3 dB greater than the Nominal rating.
[4] Applied RMS Voltage is set to 2.83 V for 8 ohms and 4V for 16 ohms Nominal Impedance. Average SPL from 1500 to 18000 Hz.
[5] 12 dB/oct. or higher slope high-pass filter. Also available in the Polyester version: DE160

B&C SPEAKERS ®

DE250

FE HF DRIVER

FE HF DRIVERS

120 W
continuous program power capacity

44 mm (1.7 in)
aluminium voice coil

1"
horn throat diameter

108.5 dB
sensitivity

1000 - 18000 Hz
response

Polyimide diaphragm

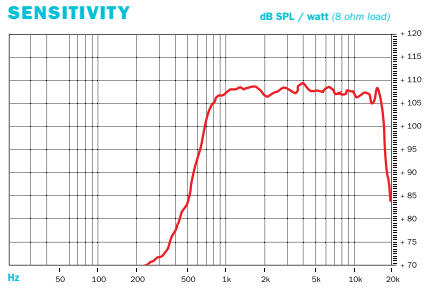

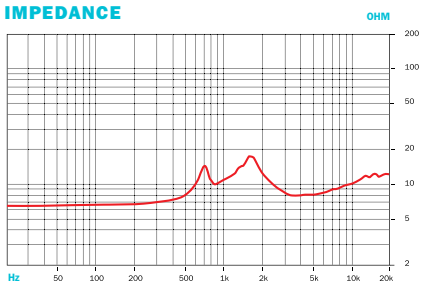

SPECIFICATIONS[1]

Throat Diameter	25 mm (1 in)
Nominal Impedance	8 Ω
Minimum Impedance	7.8 Ω
Power Handling (1600 - 20000 Hz)	
Nominal (AES)[2]	60 W
Continuous Program[3]	120 W
Sensitivity (1W/1m)[4]	108.5 dB

Frequency Range	1 - 18 kHz
Recommended crossover[5]	1.6 kHz
Voice Coil Diameter	44 mm (1.7 in)
Winding Material	Aluminium
Inductance	0.11 mH
Diaphragm Material	Polyimide
Flux Density	1.85 T
Magnet Material	Ferrite Ring

MOUNTING AND SHIPPING INFORMATION

Two M6 holes 180° on 76 mm (3 in) diameter	
Three M6 holes 120° on 57 mm (2.2 in) diameter	
Overall Diameter	120 mm (4.7 in)
Depth	62 mm (2.4 in)
Net Weight (1 unit)	2.1 kg (4.6 lb)
Shipping Weight (4 units)	8.75 Kg (19.3 lb)
Shipping Box (4 units)	255x130x155 mm (10x5.1x6.1 in)

Replacement Diaphragm	MMDDE250-8

Also available in 16 Ω, data upon request
Also available DE250TN (Titanium Diaphragm)

[1] Driver mounted on B&C ME 45 horn.
[2] 2 hour test made with continuous pink noise signal (6 dB crest factor) within the specified range. Power calculated on rated minimum impedance.
[3] Power on Continuous Program is defined as 3 dB greater than the Nominal rating.
[4] Applied RMS Voltage is set to 2.83 V for 8 ohms Nominal Impedance. Average SPL from 1600 to 16000 Hz.
[5] 12 dB/oct. or higher slope high-pass filter.

B&C SPEAKERS®

DE254TN

FE HF DRIVER

FE HF DRIVERS

120 W
continuous program power capacity

44 mm (1.7 in)
aluminium voice coil

1.4"
horn throat diameter

106.5 dB
sensitivity

1000 - 19000 Hz
response

Titanium diaphragm

SENSITIVITY

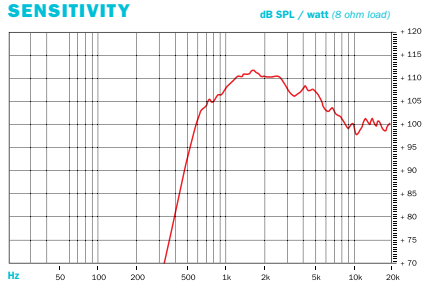

IMPEDANCE

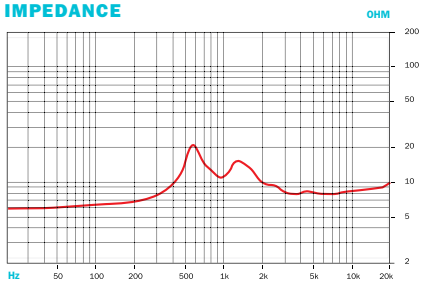

SPECIFICATIONS[1]

Throat Diameter	36 mm (1.4 in)
Nominal Impedance	8 Ω
Minimum Impedance	7.8 Ω
Power Handling (1500 - 20000 Hz)	
Nominal (AES)[2]	60 W
Continuous Program[3]	120 W
Sensitivity (1W/1m)[4]	106.5 dB
Frequency Range	1 - 19 kHz
Recommended crossover[5]	1.5 kHz
Voice Coil Diameter	44 mm (1.7 in)
Winding Material	Aluminium
Inductance	0.11 mH
Diaphragm Material	Titanium
Flux Density	1.85 T
Magnet Material	Ferrite Ring

MOUNTING AND SHIPPING INFORMATION

Four M6 holes 90° on 102 mm (4 in) diameter	
Overall Diameter	120 mm (4.7 in)
Depth	85 mm (3.3 in)
Net Weight (1 unit)	2.4 kg (5.3 lb)
Shipping Weight (4 units)	10.2 kg (22.4 lb)
Shipping Box (4 units)	310x310x230 mm (12.2x6.3x9.1 in)
Replacement Diaphragm	MMD5028M

[1] Driver mounted on B&C ME 90 horn.
[2] 2 hour test made with continuous pink noise signal (6 dB crest factor) within the specified range. Power calculated on rated minimum impedance.
[3] Power on Continuous Program is defined as 3 dB greater than the Nominal rating.
[4] Applied RMS Voltage is set to 2.83 V for 8 ohms Nominal Impedance. Average SPL from 1600 to 16000 Hz.
[5] 12 dB/oct. or higher slope high-pass filter.

B&C SPEAKERS ®

DE52

FE HF DRIVER

FE HF DRIVERS

140 W
continuous program power capacity

51 mm (2 in)
aluminium voice coil

1.4"
horn throat diameter

108 dB
sensitivity

1000 - 17000 Hz
response

HT Polymer diaphragm

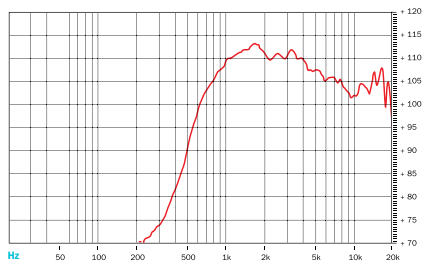

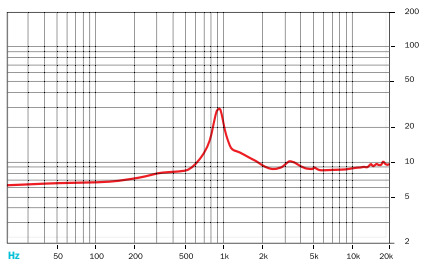

SPECIFICATIONS[1]

Throat Diameter	36 mm (1.4 in)
Nominal Impedance	8 Ω
Minimum Impedance	8.2 Ω
Power Handling (1000 - 20000 Hz)	
Nominal (AES)[2]	70 W
Continuous Program[3]	140 W
Sensitivity (1W/1m)[4]	108 dB
Frequency Range	1 - 17 kHz
Recommended crossover[5]	1.0 kHz
Voice Coil Diameter	51 mm (2 in)
Winding Material	Aluminium
Inductance	0.14 mH
Diaphragm Material	HT Polymer
Flux Density	1.8 T
Magnet Material	Ferrite Ring

MOUNTING AND SHIPPING INFORMATION

Four M6 holes 180° on 76 mm (3 in) diameter	
Overall Diameter	134 mm (5.28 in)
Depth	60 mm (2.36 in)
Net Weight (1 unit)	2.8 kg (6.17 lb)
Shipping Weight (8 unit)	23.2 kg (51.15 lb)
Shipping Box (8 unit)	220x220x150 mm (8.66x8.66x5.91 in)
Replacement Diaphragm	MMDDE550-8

[1] Driver mounted on B&C ME90 horn.
[2] 2 hour test made with continuous pink noise signal (6 dB crest factor) within the range from the recommended crossover frequency to 20 kHz. Power calculated on rated minimum impedance.
[3] Power on Continuous Program is defined as 3 dB greater than the Nominal rating.
[4] Applied RMS Voltage is set to 2.83 V for 8 ohms Nominal Impedance.
[5] 12 dB/oct. or higher slope high-pass filter.

B&C SPEAKERS®

DE610

FE HF DRIVER

FE HF DRIVERS

160 W
continuous program power capacity

65 mm (2.5 in)
aluminium voice coil

1.4"
horn throat diameter

108 dB
sensitivity

1000 - 18000 Hz
response

Titanium diaphragm

Shorting copper cap for extended HF response

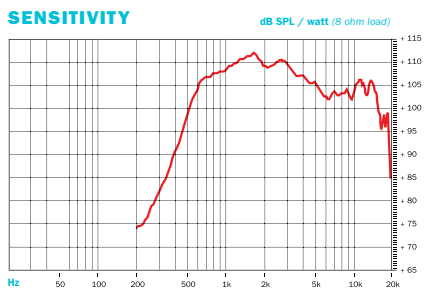

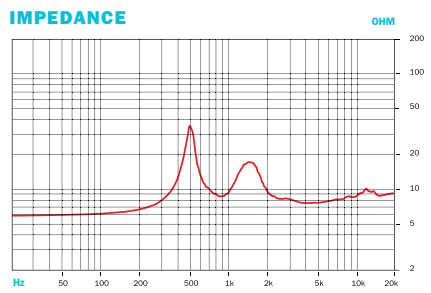

SPECIFICATIONS[1]

Throat Diameter	36 mm (1.4 in)
Nominal Impedance	8 Ω
Minimum Impedance	7.6 Ω
Power Handling (1200 - 20000 Hz)	
Nominal (AES)[2]	80 W
Continuous Program[3]	160 W
Sensitivity (1W/1m)[4]	108 dB
Frequency Range	1 - 18 kHz
Recommended crossover[5]	1.2 kHz
Voice Coil Diameter	65 mm (2.5 in)
Winding Material	Aluminium
Inductance	0.15 mH
Diaphragm Material	Titanium
Flux Density	1.75 T
Magnet Material	Ferrite Ring

MOUNTING AND SHIPPING INFORMATION

Two M6 holes 90° on 102 mm (4 in) diameter	
Overall Diameter	156 mm (6.1 in)
Depth	65 mm (2.5 in)
Net Weight (1 unit)	3.8 kg (8.4 lb)
Shipping Weight (2 units)	8.3 kg (18.3 lb)
Shipping Box (2 units)	200x200x165 mm (6.1x6.1x6.5 in)
Replacement Diaphragm	MMD610-8

Also available in 16 Ω, data upon request

[1] Driver mounted on B&C ME 90 horn.
[2] 2 hour test made with continuous pink noise signal (6 dB crest factor) within the specified range. Power calculated on rated minimum impedance.
[3] Power on Continuous Program is defined as 3 dB greater than the Nominal rating.
[4] Applied RMS Voltage is set to 2.83 V for 8 ohms and 4V for 16 ohms Nominal Impedance. Average SPL from 1000 to 18000 Hz.
[5] 12 dB/oct. or higher slope high-pass filter.

B&C SPEAKERS ®

DE60TN

FE HF DRIVER

FE HF DRIVERS

220 W
continuous program power capacity

75 mm (3 in)
aluminium voice coil

1.4"
horn throat diameter

107 dB
sensitivity

1000 - 18000 Hz
response

Shorting coppercap for extended HF response

SENSITIVITY

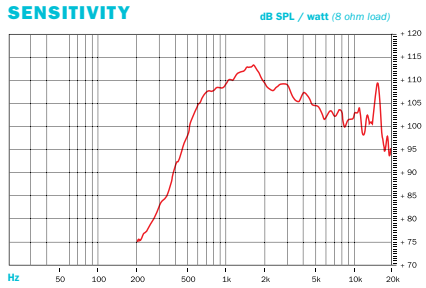

IMPEDANCE

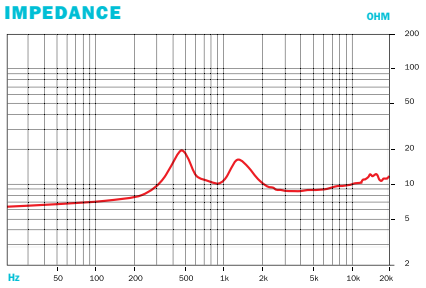

SPECIFICATIONS[1]

Throat Diameter	36 mm (1.4 in)
Nominal Impedance	8 Ω
Minimum Impedance	8.6 Ω
Power Handling (1600 - 20000 Hz)	
Nominal (AES)[2]	110 W
Continuous Program[3]	220 W
Sensitivity (1W/1m)[4]	107 dB
Frequency Range	1 - 18 kHz
Recommended crossover[5]	1.2 kHz
Voice Coil Diameter	75 mm (3 in)
Winding Material	Aluminium
Inductance	0.14 mH
Diaphragm Material	Titanium
Flux Density	1.6 T
Magnet Material	Ferrite

MOUNTING AND SHIPPING INFORMATION

Four M6 holes 90° on 102 mm (4 in) diameter	
Overall Diameter	156 mm (6.1 in)
Depth	66 mm (2.6 in)
Net Weight (1 unit)	4.1 kg (9 lb)
Shipping Weight (2 units)	8.8 kg (19.3 lb)
Shipping Box (2 units)	200x200x165 mm (6.1x6.1x6.5 in)
Replacement Diaphragm	MMD3BTN-8M

Also available in 16 Ω, data upon request

[1] Driver mounted on B&C ME 90 horn.
[2] 2 hour test made with continuous pink noise signal (6 dB crest factor) within the range from the recommended crossover frequency to 20 kHz. Power calculated on rated minimum impedance.
[3] Power on Continuous Program is defined as 3 dB greater than the Nominal rating.
[4] Applied RMS Voltage is set to 2.83 V for 8 ohms Nominal Impedance.
[5] 12 dB/oct. or higher slope high-pass filter.

B&C SPEAKERS ®

DE82TN

FE HF DRIVER

FE HF DRIVERS

220 W
continuous program power capacity

75 mm (3 in)
aluminium voice coil

1.4"
horn throat diameter

106.5 dB
sensitivity

500 - 18000 Hz
response

Titanium diaphragm

Shorting copper cap for extended HF response

SENSITIVITY

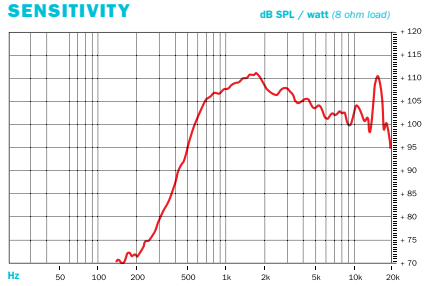

IMPEDANCE

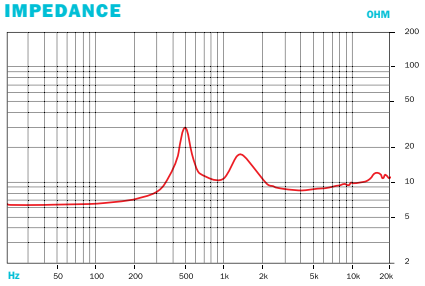

SPECIFICATIONS[1]

Throat Diameter	36 mm (1.4 in)
Nominal Impedance	8 Ω
Minimum Impedance	8.5 Ω
Power Handling (1200 - 20000 Hz)	
Nominal (AES)[2]	110 W
Continuous Program[3]	220 W
Sensitivity (1W/1m)[4]	106.5 dB
Frequency Range	0.5 - 18 kHz
Recommended crossover[5]	1.0 kHz
Voice Coil Diameter	75 mm (3 in)
Winding Material	Aluminium
Inductance	0.14 mH
Diaphragm Material	Titanium
Flux Density	1.8 T
Magnet Material	Ferrite Ring

MOUNTING AND SHIPPING INFORMATION

Four M6 holes 90° on 102 mm (4 in) diameter	
Overall Diameter	170 mm (6.7 in)
Depth	64 mm (2.5 in)
Net Weight (1 unit)	4.5 kg (9.9 lb)
Shipping Weight (2 units)	9.6 kg (21.2 lb)
Shipping Box (2 units)	200x200x165 mm (6.1x6.1x6.5 in)
Replacement Diaphragm	MMD3ATN-8

Also available in 16 Ω, data upon request
Also available DE85TN (2" exit)

[1] Driver mounted on B&C ME 90 horn.
[2] 2 hour test made with continuous pink noise signal (6 dB crest factor) within the range from the recommended crossover frequency to 20 kHz. Power calculated on rated minimum impedance.
[3] Power on Continuous Program is defined as 3 dB greater than the Nominal rating.
[4] Applied RMS Voltage is set to 2.83 V for 8 ohms Nominal Impedance.
[5] 12 dB/oct. or higher slope high-pass filter.

B&C SPEAKERS ®

DE90TN

FE HF DRIVER

FE HF DRIVERS

220 W
continuous program power capacity

75 mm (3 in)
aluminium voice coil

1.4"
horn throat diameter

107.5 dB
sensitivity

500 - 18000 Hz
response

Titanium diaphragm

Shorting copper cap for extended HF response

SENSITIVITY

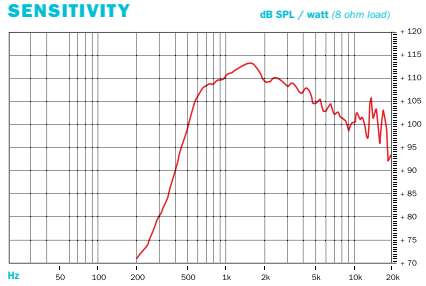

IMPEDANCE

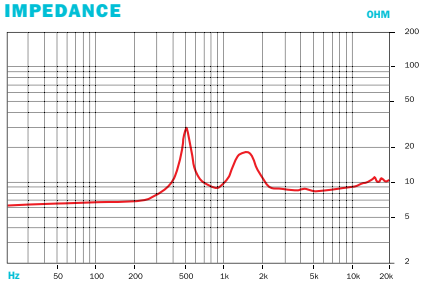

SPECIFICATIONS[1]

Throat Diameter	36 mm (1.4 in)
Nominal Impedance	8 Ω
Minimum Impedance	8.3 Ω
Power Handling (1000 - 20000 Hz)	
Nominal (AES)[2]	110 W
Continuous Program[3]	220 W
Sensitivity (1W/1m)[4]	107.5 dB
Frequency Range	0.5 - 18 kHz
Recommended crossover[5]	1 kHz
Voice Coil Diameter	75 mm (3 in)
Winding Material	Aluminium
Inductance	0.14 mH
Diaphragm Material	Titanium
Flux Density	1.8 T
Magnet Material	Ferrite Ring

MOUNTING AND SHIPPING INFORMATION

Four M6 holes 90° on 102 mm (4 in) diameter	
Overall Diameter	170 mm (6.7 in)
Depth	65 mm (2.5 in)
Net Weight (1 unit)	4.5 kg (9.9 lb)
Shipping Weight (2 units)	9.6 kg (21.2 lb)
Shipping Box (2 units)	200x200x165 mm (6.1x6.1x6.5 in)
Replacement Diaphragm	MMD3DTN-8M

Also available in 16 Ω, data upon request

[1] Driver mounted on B&C ME 90 horn.
[2] 2 hour test made with continuous pink noise signal (6 dB crest factor) within the specified range. Power calculated on rated minimum impedance.
[3] Power on Continuous Program is defined as 3 dB greater than the Nominal rating.
[4] Applied RMS Voltage is set to 2.83 V for 8 ohms Nominal Impedance. Average SPL from 1000 to 18000 Hz.
[5] 12 dB/oct. or higher slope high-pass filter.

B&C SPEAKERS®

DE95TN

FE HF DRIVER

FE HF DRIVERS

220 W
continuous program power capacity

75 mm (3 in)
aluminium voice coil

2"
horn throat diameter

107.5 dB
sensitivity

500 - 18000 Hz
response

Titanium diaphragm

Shorting copper cap for extended HF response

SENSITIVITY

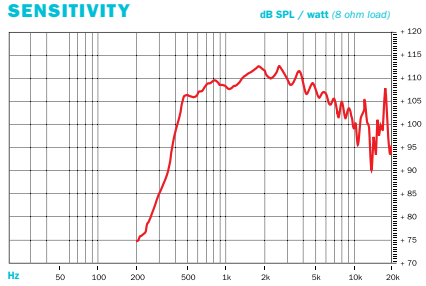

IMPEDANCE

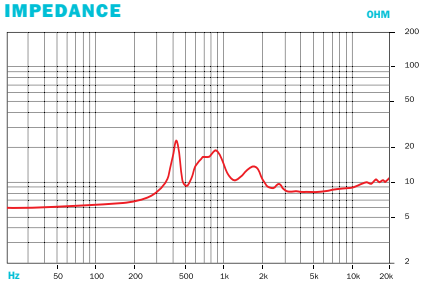

SPECIFICATIONS[1]

Throat Diameter	50 mm (2.0 in)
Nominal Impedance	8 Ω
Minimum Impedance	8.3 Ω
Power Handling (1000 – 20000 Hz)	
Nominal (AES)[2]	110 W
Continuous Program[3]	220 W
Sensitivity (1W/1m)[4]	107.5 dB
Frequency Range	0.5 - 18 kHz
Recommended crossover[5]	1.0 kHz
Voice Coil Diameter	75 mm (3 in)
Winding Material	Aluminium
Inductance	0.14 mH
Diaphragm Material	Titanium
Flux Density	1.8 T
Magnet Material	Ferrite Ring

MOUNTING AND SHIPPING INFORMATION

Four M6 holes 90° on 102 mm (4 in) diameter	
Overall Diameter	170 mm (6.7 in)
Depth	65 mm (2.5 in)
Net Weight (1 unit)	4.5 kg (9.9 lb)
Shipping Weight (2 units)	9.6 kg (21.2 lb)
Shipping Box (2 units)	200x200x165 mm (6.1x6.1x6.5 in)
Replacement Diaphragm	MMD3DTN-8M

Also available in 16 Ω, data upon request

[1] Driver mounted on B&C ME60 horn.
[2] 2 hour test made with continuous pink noise signal (6 dB crest factor) within the range from the recommended crossover frequency to 20 kHz. Power calculated on rated minimum impedance.
[3] Power on Continuous Program is defined as 3 dB greater than the Nominal rating.
[4] Applied RMS Voltage is set to 2.83 V for 8 ohms Nominal Impedance.
[5] 12 dB/oct. or higher slope high-pass filter.

B&C SPEAKERS ®

DE750TN

FE HF DRIVER

FE HF DRIVERS

220 W
continuous program power capacity

75 mm (3 in)
aluminium voice coil

2"
horn throat diameter

107.5 dB
sensitivity

500 - 18000 Hz
response

Titanium diaphragm

Shorting copper cap for extended HF response

SENSITIVITY

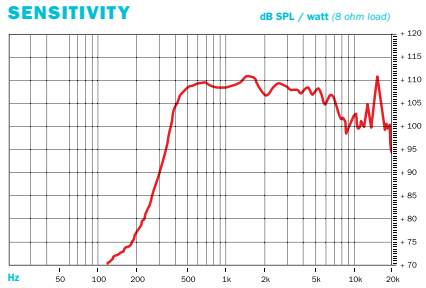

IMPEDANCE

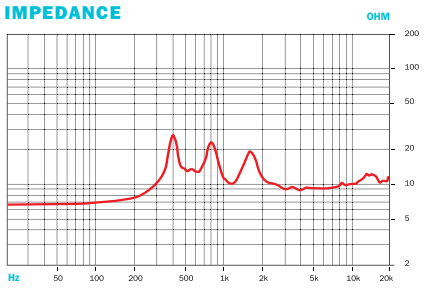

SPECIFICATIONS[1]

Throat Diameter	50 mm (2 in)
Nominal Impedance	8 Ω
Minimum Impedance	7.8 Ω
Power Handling (1000 - 20000 Hz)	
Nominal (AES)[2]	110 W
Continuous Program[3]	220 W
Sensitivity (1W/1m)[4]	107.5 dB
Frequency Range	0.5 - 18 kHz
Recommended crossover[5]	0.8 kHz
Voice Coil Diameter	75 mm (3 in)
Winding Material	Aluminium
Inductance	0.14 mH
Diaphragm Material	Titanium
Flux Density	1.9 T
Magnet Material	Ferrite Ring

MOUNTING AND SHIPPING INFORMATION

Four M6 holes 90° on 102 mm (4 in) diameter	
Overall Diameter	180 mm (7.1 in)
Depth	87 mm (3.4 in)
Net Weight	6.3 kg (13.9 lb)
Shipping Weight	6.5 kg (14.3 lb)
Shipping Box	190x190x120 mm (7.5x7.5x4.7 in)
Replacement Diaphragm	MMD3ATN-8

Also available in 16 Ω, data upon request

[1] Driver mounted on B&C ME75 horn.
[2] 2 hour test made with continuous pink noise signal (6 dB crest factor) within the specified range. Power calculated on rated minimum impedance.
[3] Power on Continuous Program is defined as 3 dB greater than the Nominal rating.
[4] Applied RMS Voltage is set to 2.83 V for 8 ohms Nominal Impedance. Average SPL from 500 to 18000 Hz.
[5] 12 dB/oct. or higher slope high-pass filter.

ND
HF
DRIV
ERS

B&C Speakers has been a leader in compression driver technology for more than three decades, and is now a market leader in the development of neodymium compression drivers for the professional audio market. We are constantly advancing the science of high frequency driver development, and adding new products to our range. The use of Neodymium magnets in our high frequency drivers has not only allowed us to dramatically reduce the size and weight, but also to improve performance and overall value.

Our reliability and performance is second to none. We continue to work with a variety of materials to further improve performance. Through our modeling programs we are able to analyze every aspect of the driver, and study the impact of key components on each design.
We use four different diaphragm materials: Polyester, pure Titanium, Polyimide and High Temperature (HT) Polyester. Each material has its own unique benefits and qualities. Polyester allows for an exceptionally smooth transient response. Pure Titanium provides superb power handling and excellent reliability in the field. Polyimide achieves very high power handling and sensitivity levels, and creates a smooth top end response. HT Polyester provides superior power handling and higher output levels in the upper octave ranges.
The updated range of 75mm (3") voice coil high frequency drivers are particularly noteworthy. The DE880TN and DE980TN series of drivers feature a robust titanium diaphragm that incorporates next generation surround geometry, together with a brand new, optimized phase plug. Significant research has yielded a new coil former that solidifies the diaphragm with negligible increase in mass. The result is improved high frequency linearity and reduced distortion. The represent an excellent solution for two way point source enclosures, as well as for mounting a waveguide horn in multi-driver line array systems.

B&C SPEAKERS ®

DE35

ND TWEETER

TWEETERS

50 W
continuous program power capacity

3500 - 18000 Hz
response

108 dB
sensitivity

Neodymium magnet assembly

SENSITIVITY

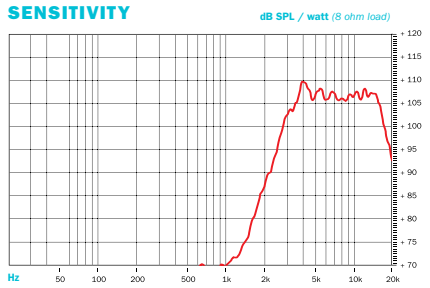

IMPEDANCE

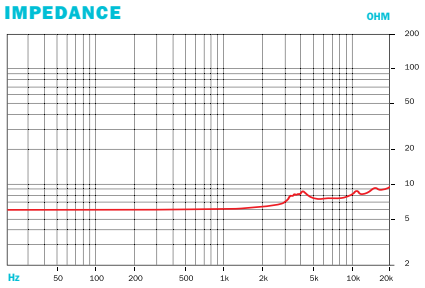

SPECIFICATIONS[1]

Nominal Impedance	8 Ω
Minimum Impedance	7 Ω
Power Handling (5000 - 20000 Hz)	
Nominal (AES)[1]	25 W
Continuous Program[2]	50 W
Sensitivity (1W/1m)[3]	108 dB

Frequency Range	3.5 - 18 kHz
Recommended crossover [4]	5 kHz
Voice Coil Diameter	32 mm (1.25 in)
Winding Material	Aluminium
Inductance	0.1 mH
Diaphragm Material	Polyester
Flux Density	1.3 T
Magnet Material	Neodymium Inside Slug

MOUNTING AND SHIPPING INFORMATION

Three M4 holes 120° on 91 mm (3.6 in) diameter	
Overall Diameter	100 mm (4 in)
Depth	46 mm (1.8 in)
Net Weight (1 unit)	0.7 kg (1.5 lb)
Shipping Weight (8 units)	6.1 kg (13.4 lb)
Shipping Box (8 units)	220x220x150 mm (8.7x8.7x5.9 in)
Replacement Diaphragm	MMD035-8

[1] 2 hour test made with continuous pink noise signal (6 dB crest factor) within the specified range. Power calculated on rated minimum impedance.

[2] Power on Continuous Program is defined as 3 dB greater than the Nominal rating.

[3] Applied RMS Voltage is set to 2.83 V for 8 ohms Nominal Impedance.

[4] 12 dB/oct. or higher slope high-pass filter.

B&C SPEAKERS®

DE7

ND HF DRIVER

ND HF DRIVERS

20 W
continuous program power capacity

25 mm (1 in)
aluminium voice coil

3/4"
horn throat diameter

109 dB
sensitivity

2000 - 18000 Hz
response

Polyester diaphragm

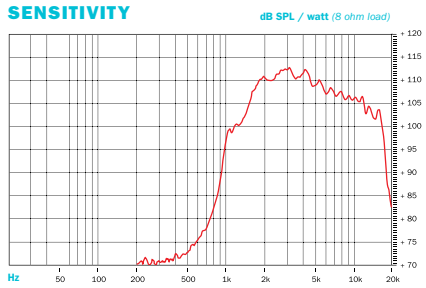

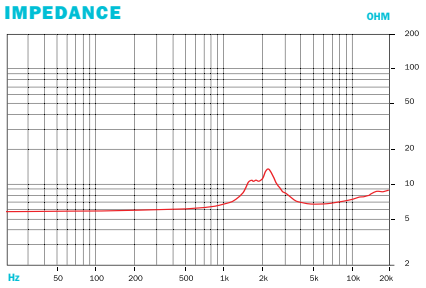

SPECIFICATIONS[1]

Throat Diameter	19 mm (0.75 in)
Nominal Impedance	8 Ω
Minimum Impedance	6.6 Ω
Power Handling (2500 - 20000 Hz)	
Nominal (AES)[2]	10 W
Continuous Program[3]	20 W
Sensitivity (1W/1m)[4]	109 dB

Frequency Range	2 - 18 kHz
Recommended Crossover[5]	2.5 kHz
Voice Coil Diameter	25 mm (1 in)
Winding Material	Aluminium
Inductance	0.1 mH
Diaphragm material	Polyester
Flux Density	1.65 T
Magnet Material	Neodymium Ring

MOUNTING AND SHIPPING INFORMATION

Two M4 holes 180° on 53 mm (2.1 in) diameter	
Overall Diameter	62 mm (2.4 in)
Depth	35 mm (1.4 in)
Net Weight	0.17 kg (0.37 lb)
Shipping Weight (8 units)	1.5 kg (3.31 lb)
Shipping Box (8 units)	130x110x90 mm (5.1x5.1x3.5 in)
Replacement Diaphragm	MMDDE5-8

Also available in 16 Ω, data upon request
Also available DE5 with 51 mm (0.5 in) exit

[1] Driver mounted on B&C ME7 horn.
[2] 2 hour test made with continuous pink noise signal (6 dB crest factor) within the specified range. Power calculated on rated minimum impedance.
[3] Power on Continuous Program is defined as 3 dB greater than the Nominal rating.
[4] Applied RMS Voltage is set to 2.83V for 8 ohms Nominal Impedance. Average SPL from 2000 to 16000 Hz.
[5] 12 dB/oct. or higher slope high-pass filter.

B&C SPEAKERS ®

DE110

ND HF DRIVER

ND HF DRIVERS

50 W
continuous program power capacity

36 mm (1.4 in)
aluminium voice coil

Ultra Compact
60 mm diameter
HT Polymer diaphragm

106 dB
sensitivity

2000 - 18000 Hz
response

1"
horn throat diameter

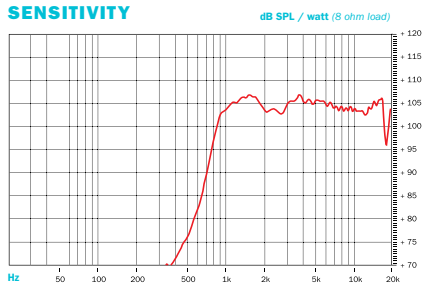

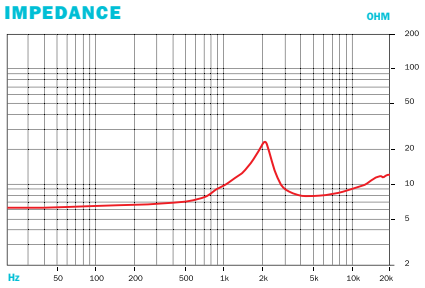

SPECIFICATIONS[1]

Throat diameter	25 mm (1.0 in)
Nominal Impedance	8 Ω
Minimum Impedance	8 Ω
Power Handling (2000 - 20000 Hz)	
Nominal (AES)[2]	25 W
Continuous Program[3]	50 W
Sensitivity (1W/1m)[4]	106 dB

Frequency Range	2 - 18 kHz
Recommended crossover[5]	2 kHz
Voice Coil Diameter	36 mm (1.4 in)
Winding Material	Aluminium
Inductance	0.14 mH
Diaphragm Material	HT Polymer
Flux Density	1.8 T
Magnet Material	Neodymium Ring

MOUNTING AND SHIPPING INFORMATION

Two M5 holes 180° on 52 mm (2.05 in) diameter	
Overall Diameter	60 mm (2.36 in)
Depth	35 mm (1.38 in)
Net Weight (1 unit)	0.32 kg (0.71 lb)
Shipping Weight (8 units)	4 kg (8.82 lb)
Shipping Box (8 units)	220x220x150 mm (8.7x8.7x5.9 in)

Replacement Diaphragm	MMDDE1108-8

Also available in 16 Ω, data upon request

[1] Driver mounted on B&C ME 45 horn.
[2] 2 hour test made with continuous pink noise signal (6 dB crest factor) within the range from the recommended crossover frequency to 20 kHz. Power calculated on rated minimum impedance.
[3] Power on Continuous Program is defined as 3 dB greater than the Nominal rating.
[4] Applied RMS Voltage is set to 2.83 V for 8 ohms Nominal Impedance.
[5] 12 dB/oct. or higher slope high-pass filter.

DE400TN

ND HF DRIVER

ND HF DRIVERS

100 W
continuous program power capacity

44 mm (1.7 in)
aluminium voice coil

Titanium diaphragm

Compact Neodymium magnet assembly with shorting copper cap for extended HF response

106 dB
sensitivity

1200 - 18000 Hz
response

1"
horn throat diameter

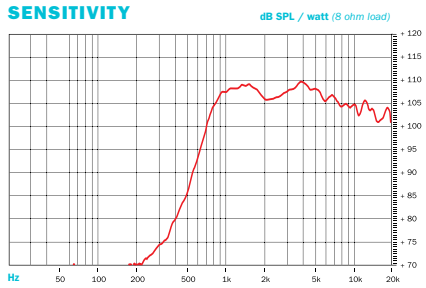

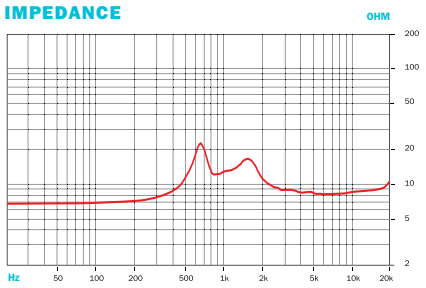

SPECIFICATIONS[1]

Throat Diameter	25 mm (1 in)
Nominal Impedance	8 Ω
Minimum Impedance	7.7 Ω
Power Handling (1500 - 20000 Hz)	
Nominal (AES)[2]	50 W
Continuous Program[3]	100 W
Sensitivity (1W/1m)[4]	106 dB

Frequency Range	1.2 - 18 kHz
Recommended crossover[5]	1.5 kHz
Voice Coil Diameter	44 mm (1.7 in)
Winding Material	Aluminium
Inductance	0.11 mH
Diaphragm Material	Titanium
Flux Density	1.8 T
Magnet Material	Neodymium Ring

MOUNTING AND SHIPPING INFORMATION

Two M6 holes 180° on 76 mm (3 in) diameter	
Overall Diameter	85 mm (3.3in)
Depth	44 mm (1.7 in)
Net Weight (1 unit)	0.8 kg (1.8 lb)
Shipping Weight (8 units)	6.7 kg (14.7 lb)
Shipping Box (8 units)	220x220x150 mm (8.7x8.7x5.9 in)
Replacement Diaphragm	MMD400TN-8

Also available in 16 Ω, data upon request
Also available DE400 (Polyimide Diaphragm)

1 Driver mounted on B&C ME45 horn.
2 2 hour test made with continuous pink noise signal (6 dB crest factor) within the specified range. Power calculated on rated minimum impedance.
3 Power on Continuous Program is defined as 3 dB greater than the Nominal rating.
4 Applied RMS Voltage is set to 2.83 V for 8 ohms Nominal Impedance. Average SPL from 1000 to 18000 Hz.
5 12 dB/oct. or higher slope high-pass filter.

B&C SPEAKERS ®

DE500

ND HF DRIVER

ND HF DRIVERS

100 W
continuous program power capacity

44 mm (1.7 in)
aluminium voice coil

Titanium diaphragm

Shorting copper cap for extended HF response

Optimized Neodymium magnet assembly

107 dB
sensitivity

1000 - 18000 Hz
response

1"
horn throat diameter

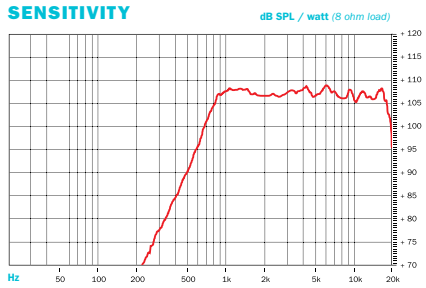

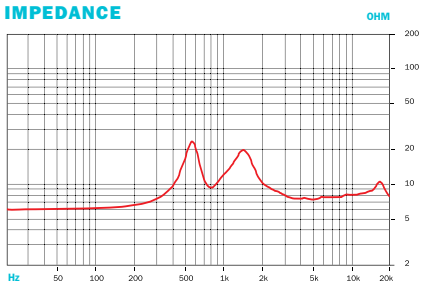

SPECIFICATIONS[1]

Throat Diameter	25 mm (1 in)
Nominal Impedance	8 Ω
Minimum Impedance	7.6 Ω
Power Handling (1500 - 20000 Hz)	
Nominal (AES)[2]	50 W
Continuous Program[3]	100 W
Sensitivity (1W/1m)[4]	107 dB

Frequency Range	1 - 18 kHz
Recommended crossover[5]	1.5 kHz
Voice Coil Diameter	44 mm (1.7 in)
Winding Material	Aluminium
Inductance	0.11 mH
Diaphragm Material	Titanium
Flux Density	1.9 T
Magnet Material	Neodymium Ring

MOUNTING AND SHIPPING INFORMATION

Two M6 holes 180° on 76 mm (3 in) diameter	
Three M6 holes 120° on 57 mm (2.2 in) diameter	
Overall Diameter	102 mm (4 in)
Depth	51 mm (2 in)
Net Weight (1 unit)	1.4 kg (3.1 lb)
Shipping Weight (8 units)	12.2 kg (28.6 lb)
Shipping Box (8 units)	220x220x150 mm (8.7x8.7x5.9 in)

Replacement Diaphragm	MMD500-8

Also available in 16 Ω, data upon request

[1] Driver mounted on B&C ME 45 horn.
[2] 2 hour test made with continuous pink noise signal (6 dB crest factor) within the specified range. Power calculated on rated minimum impedance.
[3] Power on Continuous Program is defined as 3 dB greater than the Nominal rating.
[4] Applied RMS Voltage is set to 2.83 V for 8 ohms and 4V for 16 ohms Nominal Impedance. Average SPL from 1000 to 18000 Hz.
[5] 12 dB/oct. or higher slope high-pass filter.

B&C SPEAKERS®

DE550

ND HF DRIVER

ND HF DRIVERS

140 W continuous program power capacity

51 mm (2 in) aluminium voice coil

HT Polymer diaphragm

108 dB sensitivity

1000 - 17000 Hz response

1" horn throat diameter

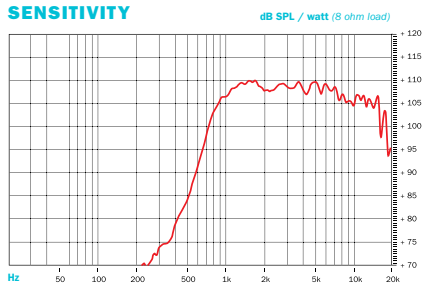

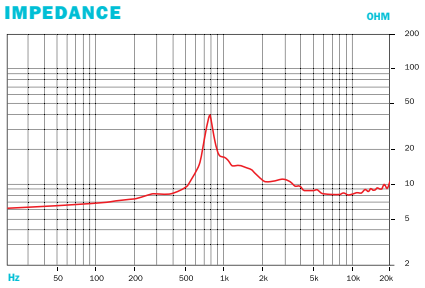

SPECIFICATIONS[1]

Throat Diameter	25 mm (1 in)
Nominal Impedance	8 Ω
Minimum Impedance	8.3 Ω
Power Handling (1200 - 20000 Hz)	
Nominal (AES)[2]	70 W
Continuous Program[3]	140 W
Sensitivity (1W/1m)[4]	108 dB
Frequency Range	1 - 17 kHz
Recommended crossover[5]	1.2 kHz
Voice Coil Diameter	51 mm (2.0 in)
Winding Material	Aluminium
Inductance	0.14 mH
Diaphragm Material	HT Polymer
Flux Density	2.0 T
Magnet Material	Neodymium Ring

MOUNTING AND SHIPPING INFORMATION

Two M6 holes 180° on 76 mm (3 in) diameter	
Overall Diameter	92 mm (3.6 in)
Depth	49 mm (1.9 in)
Net Weight (1 unit)	1.25 kg (2.76 lb)
Shipping Weight (8 units)	10.4 kg (22.93 lb)
Shipping Box (8 units)	220x220x150 mm (8.7x8.7x5.9 in)

Replacement Diaphragm	MMD5508

Also available in 16 Ω, data upon request

[1] Driver mounted on B&C ME 45 horn.
[2] 2 hour test made with continuous pink noise signal (6 dB crest factor) within the range from the recommended crossover frequency to 20 kHz. Power calculated on rated minimum impedance.
[3] Power on Continuous Program is defined as 3 dB greater than the Nominal rating.
[4] Applied RMS Voltage is set to 2.83 V for 8 ohms Nominal Impedance.
[5] 12 dB/oct. or higher slope high-pass filter.

DE620TN

ND HF DRIVER

ND HF DRIVERS

160 W
continuous program power capacity

65 mm (2.5 in)
aluminium voice coil

Neodymium magnet assembly with shorting copper cap

Titanium diaphragm

107 dB
sensitivity

1000 - 18000 Hz
response

1.4"
horn throat diameter

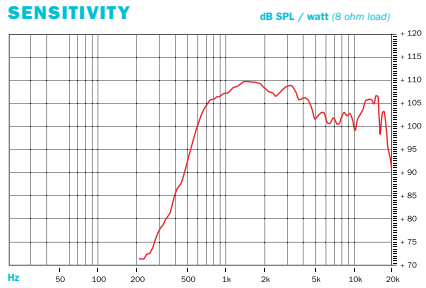

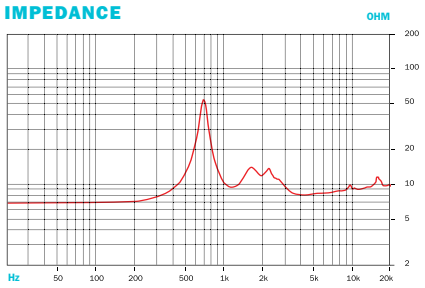

SPECIFICATIONS[1]

Throat Diameter	36 mm (1.4 in)
Nominal Impedance	8 Ω
Minimum Impedance	7.9 Ω
Power Handling (1200 - 20000 Hz)	
Nominal (AES)[2]	80 W
Continuous Program[3]	160 W
Sensitivity (1W/1m)[4]	107 dB
Frequency Range	1 - 18 kHz
Recommended crossover[5]	1.2 kHz
Voice Coil Diameter	65 mm (2.5 in)
Winding Material	Aluminium
Inductance	0.15 mH
Diaphragm Material	Titanium
Flux Density	1.8 T
Magnet Material	Neodymium Ring

MOUNTING AND SHIPPING INFORMATION

Four M6 holes 90° on 102 mm (4 in) diameter	
Overall Diameter	115 mm (4.5 in)
Depth	52 mm (2 in)
Net Weight (1 unit)	1.75 kg (3.85 lb)
Shipping Weight (4 units)	7.4 kg (16.31 lb)
Shipping Box (4 units)	255x130x155 cm (10x5.1x6.1 in)
Replacement Diaphragm	MMD620TN-8M

Also available in 16 Ω, data upon request

[1] Driver mounted on B&C ME 90 horn.
[2] 2 hour test made with continuous pink noise signal (6 dB crest factor) within the specified range. Power calculated on rated minimum impedance.
[3] Power on Continuous Program is defined as 3 dB greater than the Nominal rating.
[4] Applied RMS Voltage is set to 2.83 V for 8 ohms and 4V for 16 ohms Nominal Impedance. Average SPL from 1000 to 18000 Hz.
[5] 12 dB/oct. or higher slope high-pass filter.

DE880TN

ND HF DRIVER

ND HF DRIVERS

220 W
continuous program power capacity

75 mm (3 in)
aluminium voice coil

Neodymium magnet assembly with shorting copper cap

Titanium diaphragm

108 dB
sensitivity

500 - 18000 Hz
response

1.4"
horn throat diameter

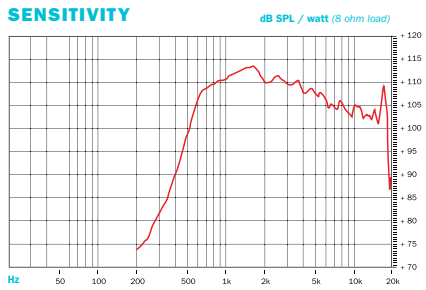

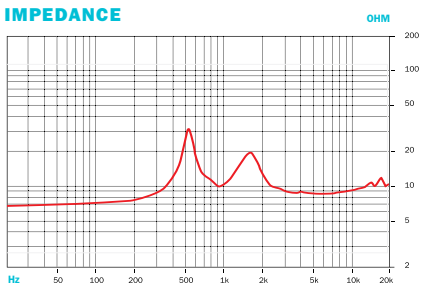

SPECIFICATIONS[1]

Throat Diameter	36 mm (1.4 in)
Nominal Impedance	8 Ω
Minimum Impedance	8.1 Ω
Power Handling (1200 - 20000 Hz)	
Nominal (AES)[2]	110 W
Continuous Program[3]	220 W
Sensitivity (1W/1m)[4]	108 dB
Frequency Range	0.5 - 18 kHz
Recommended crossover[5]	1.2 kHz
Voice Coil Diameter	75 mm (3 in)
Winding Material	Aluminium
Inductance	0.1 mH
Diaphragm Material	Titanium
Flux Density	1.85 T
Magnet Material	Neodymium Ring

MOUNTING AND SHIPPING INFORMATION

Four M6 holes 90° on 102 mm (4 in) diameter	
Overall Diameter	124 mm (4.9 in)
Depth	54.4 mm (2.1 in)
Net Weight (1 unit)	2.3 kg (5.1 lb)
Shipping Weight (4 units)	9.8 kg (21.6 lb)
Shipping Box (4 units)	300x160x180 mm (11.8x x7.1 in)
Replacement Diaphragm	MMD3DTN-8M

Also available in 16 Ω, data upon request

[1] Driver mounted on B&C ME 90 horn.
[2] 2 hour test made with continuous pink noise signal (6 dB crest factor) within the specified range. Power calculated on rated minimum impedance.
[3] Power on Continuous Program is defined as 3 dB greater than the Nominal rating.
[4] Applied RMS Voltage is set to 2.83 V for 8 ohms and 4V for 16 ohms Nominal Impedance. Average SPL from 1000 to 18000 Hz.
[5] 12 dB/oct. or higher slope high-pass filter.

B&C SPEAKERS®

DE980TN

ND HF DRIVER

ND HF DRIVERS

220 W
continuous program power capacity

75 mm (3 in)
aluminium voice coil

Neodymium magnet assembly with shorting copper cap

Titanium diaphragm

108.5 dB
sensitivity

500 - 18000 Hz
response

1.4"
horn throat diameter

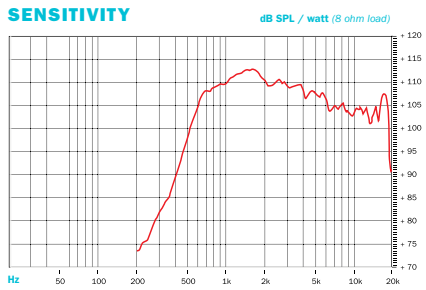

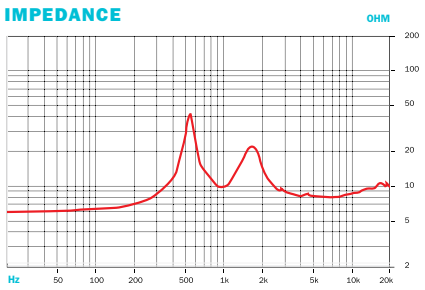

SPECIFICATIONS[1]

Throat Diameter	36 mm (1.4 in)
Nominal Impedance	8 Ω
Minimum Impedance	8.1 Ω
Power Handling (1200 - 20000 Hz)	
Nominal (AES)[2]	110 W
Continuous Program[3]	220 W
Sensitivity (1W/1m)[4]	108.5 dB
Frequency Range	0.5 - 18 kHz
Recommended crossover[5]	1.2 kHz
Voice Coil Diameter	75 mm (3.0 in)
Winding Material	Aluminium
Inductance	0.1 mH
Diaphragm Material	Titanium
Flux Density	2.05 T
Magnet Material	Neodymium Ring

MOUNTING AND SHIPPING INFORMATION

Four M6 holes 90° on 102 mm (4 in) diameter	
Overall Diameter	124 mm (4.9 in)
Depth	54.5 mm (2.1 in)
Net Weight (1 unit)	2.3 kg (5.1 lb)
Shipping Weight (4 units)	9.8 kg (21.6 lb)
Shipping Box (4 units)	300x160x180 mm (11.8x6.3x7.1 in)
Replacement Diaphragm	MMD3DTN-8M

Also available in 16 Ω, data upon request
Also available DE985TN (2" exit)

[1] Driver mounted on B&C ME 90 horn.
[2] 2 hour test made with continuous pink noise signal (6 dB crest factor) within the specified range. Power calculated on rated minimum impedance.
[3] Power on Continuous Program is defined as 3 dB greater than the Nominal rating.
[4] Applied RMS Voltage is set to 2.83 V for 8 ohms and 4V for 16 ohms Nominal Impedance. Average SPL from 1000 to 18000 Hz.
[5] 12 dB/oct. or higher slope high-pass filter.

B&C SPEAKERS®

DE885TN

ND HF DRIVER

ND HF DRIVERS

220 W
continuous program power capacity

75 mm (3 in)
aluminium voice coil

Neodymium magnet assembly with shorting copper cap

Titanium diaphragm

108.5 dB
sensitivity

800 - 18000 Hz
response

2"
horn throat diameter

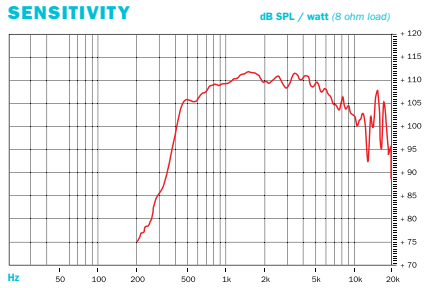

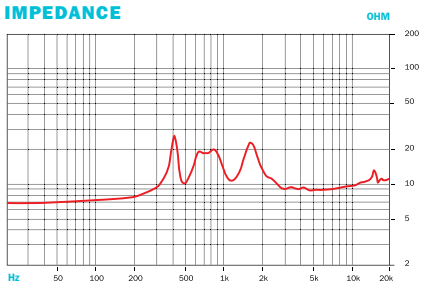

SPECIFICATIONS[1]

Throat Diameter	50 mm (2.0 in)
Nominal Impedance	8 Ω
Minimum Impedance	8 Ω
Power Handling (1000 – 20000 Hz)	
Nominal (AES)[2]	110 W
Continuous Program[3]	220 W
Sensitivity (1W/1m)[4]	108.5 dB
Frequency Range	0.8 - 18 kHz
Recommended crossover[5]	1.0 kHz
Voice Coil Diameter	75 mm (3 in)
Winding Material	Aluminium
Inductance	0.1 mH
Diaphragm Material	Titanium
Flux Density	1.85 T
Magnet Material	Neodymium Ring

MOUNTING AND SHIPPING INFORMATION

Four M6 holes 90° on 102 mm (4 in) diameter	
Overall Diameter	124 mm (4.88 in)
Depth	89 mm (3.5 in)
Net Weight (1 unit)	2.49 kg (5.49 lb)
Shipping Weight (4 units)	10.2 kg (22.49 lb)
Shipping Box (4 units)	300x160x180 mm (11.8x6.3x7.1 in)
Replacement Diaphragm	MMD3DTN-8M

[1] Driver mounted on B&C ME60 horn.
[2] 2 hour test made with continuous pink noise signal (6 dB crest factor) within the range from the recommended crossover frequency to 20 kHz. Power calculated on rated minimum impedance.
[3] Power on Continuous Program is defined as 3 dB greater than the Nominal rating.
[4] Applied RMS Voltage is set to 2.83 V for 8 ohms Nominal Impedance.
[5] 12 dB/oct. or higher slope high-pass filter.

DE1080TN

ND HF DRIVER

ND HF DRIVERS

280 W
continuous program power capacity

100 mm (4 in)
aluminium voice coil

Neodymium magnet assembly with shorting copper cap

Titanium diaphragm

109 dB
sensitivity

500 - 20000 Hz
response

1.5"
horn throat diameter

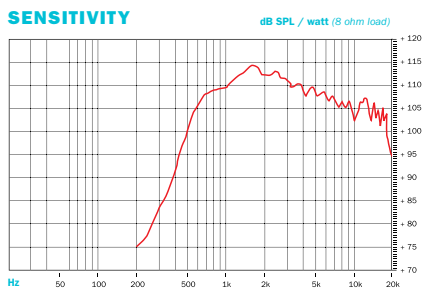

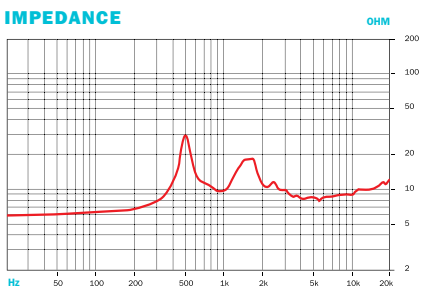

SPECIFICATIONS[1]

Throat Diameter	38 mm (1.5 in)
Nominal Impedance	8 Ω
Minimum Impedance	8.4 Ω
Power Handling (1000 - 20000 Hz)	
Nominal (AES)[2]	140 W
Continuous Program[3]	280 W
Sensitivity (1W/1m)[4]	109 dB

Frequency Range	0.5 - 20 kHz
Recommended crossover[5]	1 kHz
Voice Coil Diameter	100 mm (4 in)
Winding Material	Aluminium
Inductance	0.18 mH
Diaphragm Material	Titanium
Flux Density	1.95 T
Magnet Material	Neodymium Ring

MOUNTING AND SHIPPING INFORMATION

Four M6 holes 90° on 102 mm (4 in) diameter	
Overall Diameter	154 mm (6.1 in)
Depth	60 mm (2.4 in)
Net Weight	3.4 kg (7.5 lb)
Shipping Weight	3.7 kg (8.1 lb)
Shipping Box	185x185x75 mm (7.3x7.3x2.9 in)
Replacement Diaphragm	MMD4BTN-8M

Also available DE1085TN (2" exit)

[1] Driver mounted on B&C ME90 horn.
[2] 2 hour test made with continuous pink noise signal (6 dB crest factor) within the specified range. Power calculated on rated minimum impedance.
[3] Power on Continuous Program is defined as 3 dB greater than the Nominal rating.
[4] Applied RMS Voltage is set to 2.83 V for 8 ohms and 4V for 16 ohms Nominal Impedance. Average SPL from 1000 to 18000 Hz.
[5] 12 dB/oct. or higher slope high-pass filter.

Over the last decade, there has been a dramatic shift towards line arrays in the professional arena. This has emphasized the importance of a superior high frequency horn and driver combination. B&C's high frequency drivers have long been considered the industry standard, but line array systems require controlled horizontal coverage patterns. We have researched many aspects of line array waveguides, and are proud to offer our customers a complete series of high frequency solutions for line array systems.

The WGX and WG series are based on our state of the art neodymium compression drivers coupled to a proprietary waveguide. These specially designed acoustic lenses create a well-behaved phase coherent wavefront up to 15 kHz, and offer an excellent Active Radiating Factor. Our engineering team has performed all of the critical tests to ensure that each aspect of line array performance has been carefully considered. The WGX and WG series are available as a complete assembly, combined with a wide variety of our 1" and 1.4" exit high frequency drivers.

B&C SPEAKERS ®

WG400

LINE ARRAY SOURCE

LINE ARRAY SOURCES

100 W
continuous program power capacity

44 mm (1.7 in)
aluminium voice coil

Line Array optimized Waveguide with DE400 driver

Polyimide diaphragm

Compact Neodymium magnet assembly

108.5 dB
sensitivity

1200 - 18000 Hz
response

140 °
max horizontal coverage

SPECIFICATIONS

Horizontal Coverage	140° max
Active Radiating Factor	92.5 %
Recommended Crossover[1]	1.5 kHz
Waveguide Material	Cast Aluminium
Nominal Impedance	8 Ω
Minimum Impedance	7.7 Ω
Power Handling (1500 - 20000 Hz)	
Nominal (AES)[2]	50 W
Continuous Program[3]	100 W
Sensitivity (1W/1m)[4]	108.5 dB
Frequency Range[5]	1.2 - 18 kHz
Voice Coil Diameter	44 mm (1.7 in)
Winding Material	Aluminium
Inductance	0.18 mH
Diaphragm Material	Polyimide
Flux Density	1.8 T
Magnet Material	Neodymium Ring

MOUNTING AND SHIPPING INFORMATION

Waveguide Baffle Cutout	102x25 mm (4x1 in)
Driver diameter	86 mm (3.3 in)
Dimension	111x87x155 mm (4.4x3.5x6.1 in)
Net Weight	1.3 kg (2.9 lb)
Shipping Weight	1.35 kg (3.0 lb)
Shipping Box	120x95x180 mm (4.7x3.7x7.1 in)

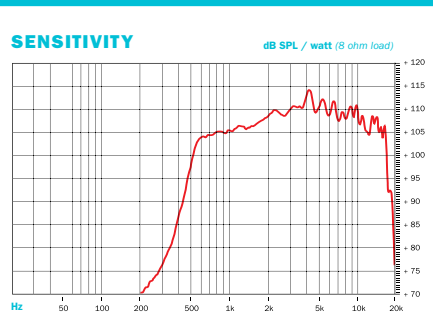

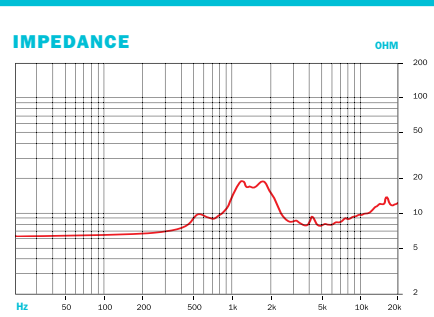

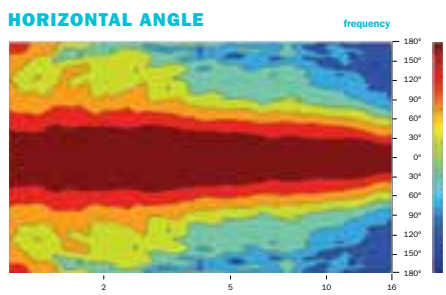

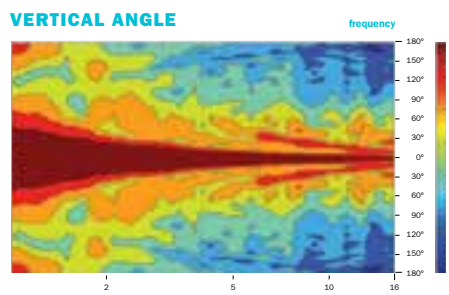

[1] 12 dB/oct. or higher slope high-pass filter. Driver mounted on B&C ME 90 horn.
[2] 2 hour test made with continuous pink noise signal (6 dB crest factor) within the specified range. Power calculated on rated minimum impedance.
[3] Power on Continuous Program is defined as 3 dB greater than the Nominal rating.
[4] Applied RMS Voltage is set to 2.83 V for 8 ohms and 4V for 16 ohms Nominal Impedance. Average SPL from 1000 to 18000 Hz.
[5] Waveguide mounted on 90° x 10° bell horn.

Also available: WG12 - DE12 driver / WG200 - DE200 driver / WG500 - DE500 driver

B&C SPEAKERS ®

WGX880TN

LINE ARRAY SOURCE

LINE ARRAY SOURCES

220 W
continuous program power capacity

75 mm (3 in)
CCAW voice coil

Line Array optimized Waveguide with DE880TN driver

Titanium diaphragm

Neodymium magnet assembly with shorting copper cap

108 dB
sensitivity

500 - 17000 Hz
response

120 °
max horizontal coverage

SPECIFICATIONS

Horizontal Coverage	120 ° max
Active Radiating Factor	93.7 %
Recommended Crossover[1]	0.8 kHz
Waveguide Material	Cast Aluminium
Nominal Impedance	8 Ω
Minimum Impedance	8.1 Ω
Power Handling (800 - 20000 Hz)	
Nominal (AES)[2]	110 W
Continuous Program[3]	220 W
Sensitivity (1W/1m)[4]	108 dB
Frequency Range[5]	0.5 - 17 kHz
Voice Coil Diameter	75 mm (3 in)
Winding Material	CCAW
Diaphragm Material	Titanium
Flux Density	1.85 T
Magnet Material	Neodymium Ring

MOUNTING AND SHIPPING INFORMATION

Waveguide Baffle Cutout	153x25 mm (6x1 in)
Driver diameter	124 mm (4.9 in)
Dimension	163x130x235 mm (6.4x5.1x9.3 in)
Net Weight	3.1 kg (6.83 lb)
Shipping Weight	3.2 kg (7.05 lb)
Shipping Box	245x140x175 mm (9.6x5.5x6.9 in)

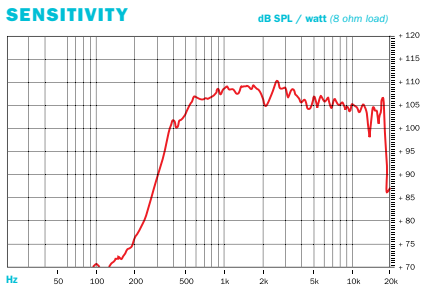

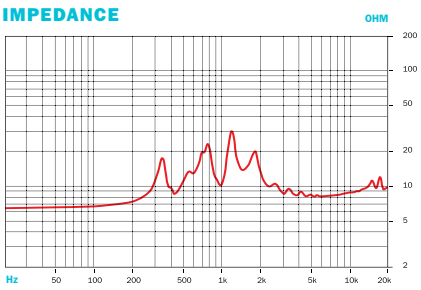

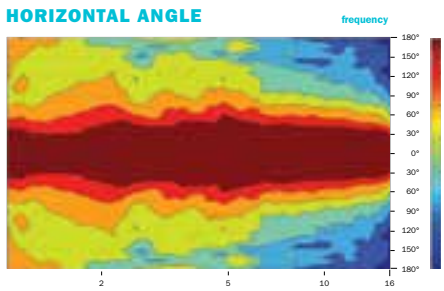

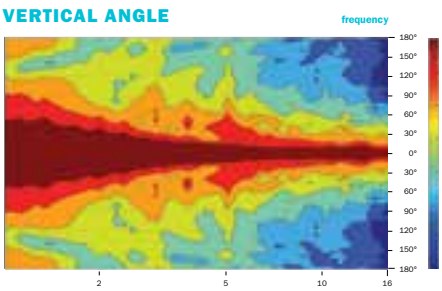

[1] 12 dB/oct. Or higher slope high-pass filter.
[2] 2 hour test made with continuous pink noise signal (6 dB crest factor). Power calculated on rated minimum impedance.
[3] Power on Continuous Program is defined as 3 dB greater then the Nominal rating.
[4] Applied RMS Voltage is set to 2.83 V for 8 ohms Nominal Impedance.
[5] Waveguide mounted on 90° x 10° bell horn.

HORNS

The range of B&C electro-acoustic systems is completed by a series of high frequency horns. The range includes constant directivity models that are known for their great consistency in angular coverage, and exponential models that optimize acoustical load and sound energy transfer. Standardized diameters give designers the freedom to choose the best driver/horn combination for each project.

ME10

HORN

HORNS

1"
throat entry

90° x 60°
nominal coverage

Hyperbolic cosine flare

Excellent loading down to 1.5 kHz

SPECIFICATIONS[1]

Throat Diameter	25 mm (1 in)
Nominal Coverage	
Horizontal	90°
Vertical	60°
Cutoff Frequency	1.5 kHz
Material	ABS
Dimensions	130.5x130.5x90 mm (5.1x5.1x3.5 in)

MOUNTING AND SHIPPING INFORMATION

Four 6mm(0.25 in) holes 90° on 76 mm (3 in) diameter	
Baffle Cutout Dimensions	101x104 mm (4x4.1 in)
Net Weight (1 unit)	0.15 kg (0.33 lb)
Shipping Weight (20 units)	6 Kg (13.2 lb)
Shipping Box (20 units)	540x350x390 mm (21.2x13.8x15.3 in)

[1] Horn mounted on B&C DE10 compression driver.

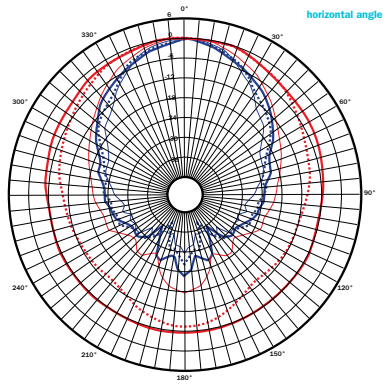

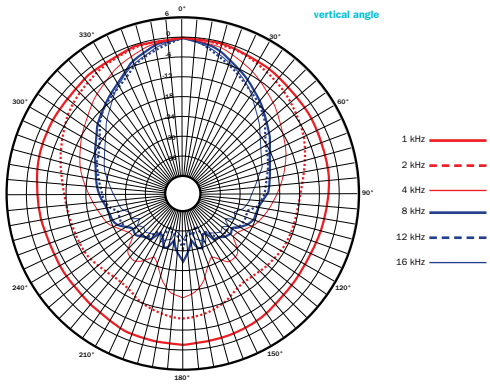

HORIZONTAL ANGLE

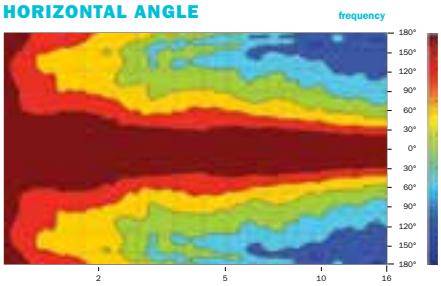

VERTICAL ANGLE

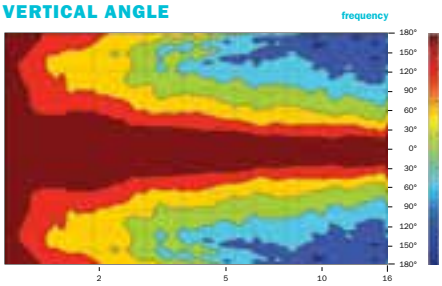

B&C SPEAKERS®

ME20

HORN



HORNS

1"
throat entry

90° x 60°
nominal coverage

Excellent loading down to 1.5 kHz

Exponential flare

SPECIFICATIONS[1]

Throat Diameter	25 mm (1 in)
Nominal Coverage	
Horizontal	90°
Vertical	60°
Cutoff Frequency	1.5 kHz
Material	Cast Aluminium
Dimensions	145x145x90 mm (5.7x5.7x3.6 in)

MOUNTING AND SHIPPING INFORMATION

Two 6mm(0.25 in) holes 180° on 76 mm (3 in) diameter	
Baffle Cutout Dimensions	118x113 mm (4.6x4.4 in)
Net Weight (1 unit)	0.45 kg (1 lb)
Shipping Weight (20 units)	12.0 Kg (26.4 lb)
Shipping Box (20 units)	540x350x390 mm (21.2x13.8x15.3 in)

[1] Horn mounted on B&C DE500 compression driver.

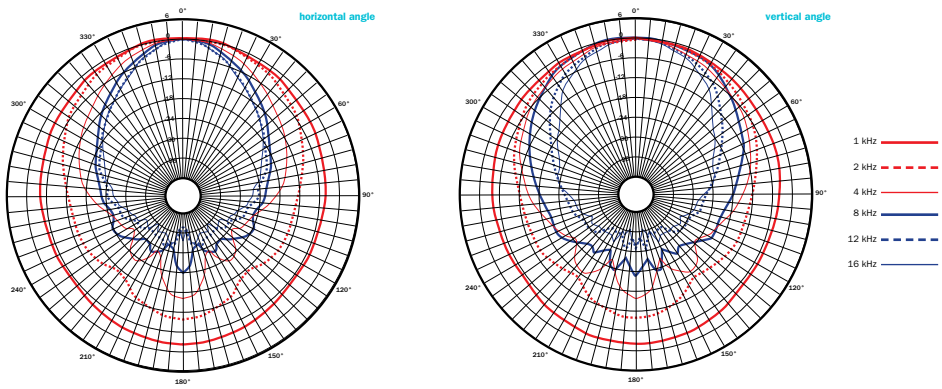

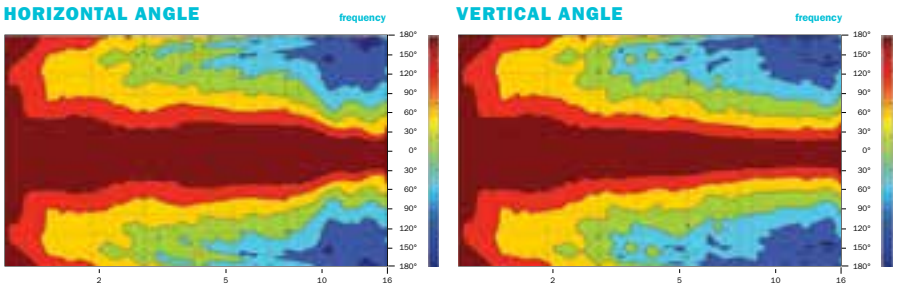

B&C SPEAKERS®

ME45

HORN

HORNS

1"
throat entry

90° x 40°
nominal coverage

Exponential flare

Excellent loading down to 1 kHz

SPECIFICATIONS[1]

Throat Diameter	25 mm (1 in)
Nominal Coverage	
Horizontal	90°
Vertical	40°
Cutoff Frequency	1 kHz
Material	Cast Aluminium
Dimensions	310x143.5x124 mm (12.5x5.6x4.9 in)

MOUNTING AND SHIPPING INFORMATION

Two 6.5 mm (0.25 in) holes 180° on 76 mm (3 in) diameter

Baffle Cutout Dimensions	260x110 mm (10.2x4.3 in)
Net Weight (1 unit)	0.8 kg (1.8 lb)
Shipping Weight (20 units)	4.9 Kg (10.8 lb)
Shipping Box (20 units)	540x350x185 mm (21.2x13.8x7.3 in)

[1] Horn mounted on B&C DE25 compression driver.

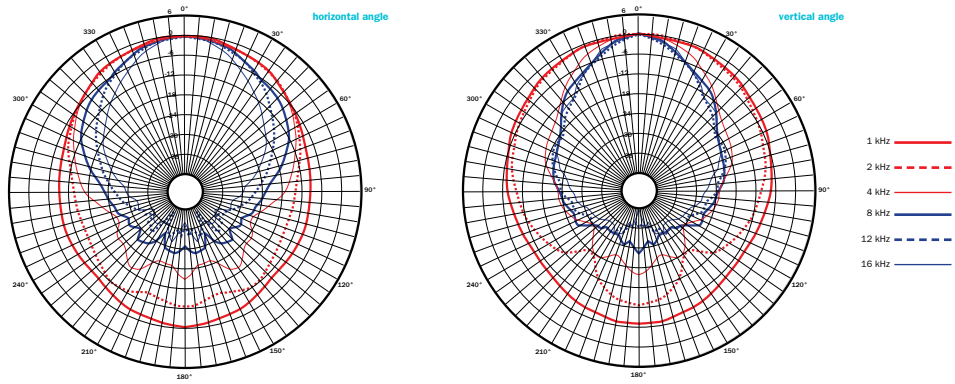

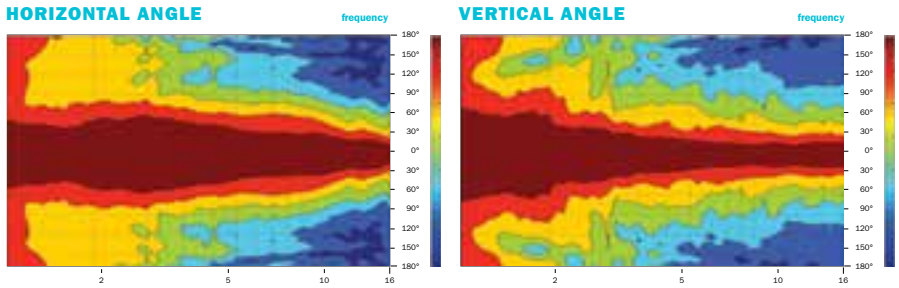

B&C SPEAKERS ®

ME90

HORN

HORNS

1.4"
throat entry

80° x 60°
nominal coverage

Constant directivity

Excellent loading down to 900 Hz

SPECIFICATIONS[1]

Throat Diameter	36 mm (1.4 in)
Nominal Coverage	
Horizontal	80°
Vertical	60°
Cutoff Frequency	900 Hz
Material	Cast Aluminium
	270x270.5x138 mm (10.6x10.6x5.4 in)

MOUNTING AND SHIPPING INFORMATION

Four 6.5 mm (0.25 in) holes 90° on 102 mm (4 in) diameter	
Baffle Cutout Dimensions	225x225 mm (8.8x8.8 in)
Net Weight	01.4 kg (3.1 lb)
Shipping Weight	1.9 Kg (4.2 lb)
Shipping Box	290x290x170 mm (11.4x11.4x6.7 in)

[1] Horn mounted on B&C DE900 compression driver.

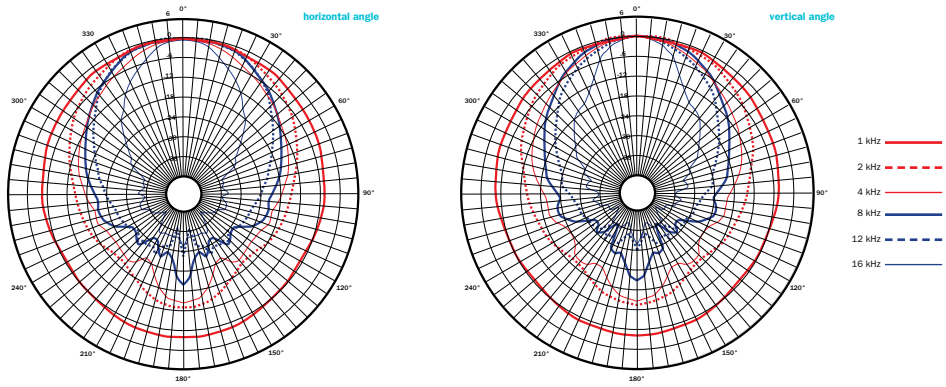

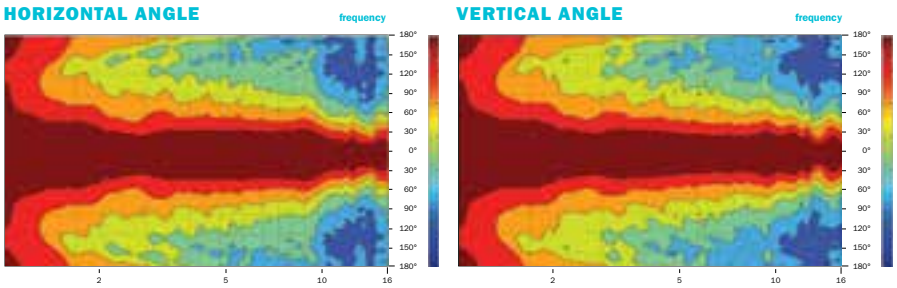

B&C SPEAKERS®

ME60

HORN

HORNS

2"
throat entry

60° x 40°
nominal coverage

Constant directivity

Excellent loading down to 800 Hz

SPECIFICATIONS[1]

Throat Diameter	50 mm (2 in)
Nominal Coverage	
Horizontal	60°
Vertical	40°
Cutoff Frequency	800 Hz
Material	Cast Aluminium
Dimensions	270x237x202 mm (10.6x9.3x7.9 in)

MOUNTING AND SHIPPING INFORMATION

Four 6.5 mm (0.25 in) holes 90° on 102 mm (4 in) diameter	
Baffle Cutout Dimensions	232x207 mm (9.1x8.1 in)
Net Weight	1.6 kg (3.5 lb)
Shipping Weight	2.2 Kg (4.8 lb)
Shipping Box	290x260x260 mm (11.4x10.2x10.2 in)

[1] Horn mounted on B&C DE750 compression driver.

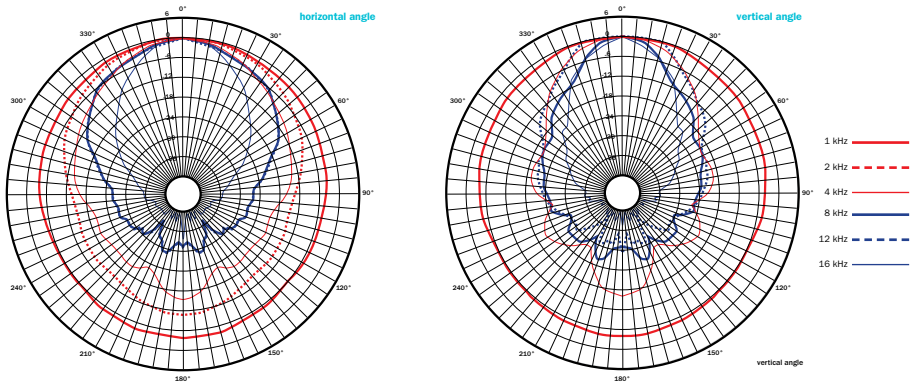

HORIZONTAL ANGLE

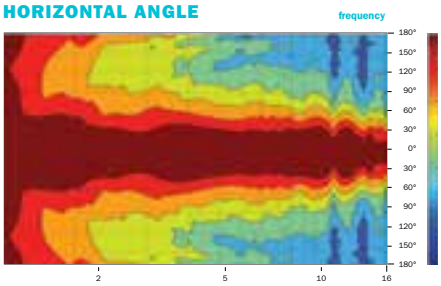

VERTICAL ANGLE

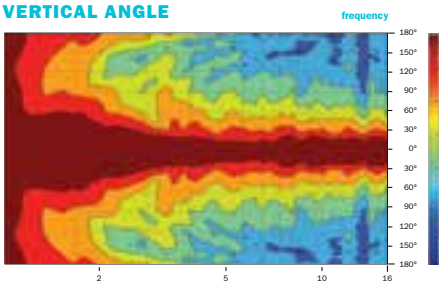

Art Lod Firenze · Printed by Artigraf Firenze · Printed in Italy

www.bcspeakers.com

B&C SPEAKERS®

QUALITY SYSTEM CERTIFICATION ISO 9001 DNV